

**Survey of Entering Student Engagement - Wayne Community College (2017 Administration)**

**2017 Benchmark Scores Report - Main Survey**  
Comparison Group: Small Colleges in the 2017 Cohort\*

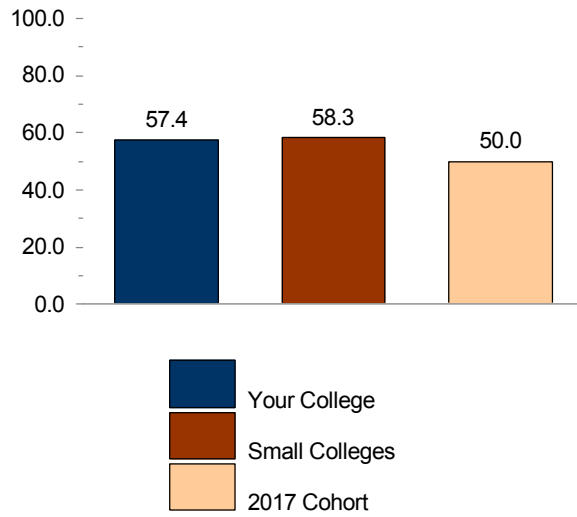
Entering Students Only

[Weighted]

Benchmark	Your College	Small Colleges		2017 Cohort	
	Score	Score	Difference	Score	Difference
Early Connections	57.4	58.3	-0.9	50.0	7.4
High Expectations and Aspirations	53.7	49.3	4.4	50.0	3.7
Clear Academic Plan and Pathway	58.3	55.0	3.3	50.0	8.3
Effective Track to College Readiness	34.5	50.1	-15.6	50.0	-15.5
Engaged Learning	48.5	52.3	-3.7	50.0	-1.5
Academic and Social Support Network	52.5	52.2	0.3	50.0	2.5

\* The comparison group and cohort columns on this page INCLUDE your college.

**Survey of Entering Student Engagement**  
**Wayne Community College (2017 Administration)**  
**2017 Benchmark Bar Chart - Main Survey**  
Comparison Group: Small Colleges in the 2017 Cohort\*  
Entering Students Only  
[Weighted]  
Early Connections (EARLYCON)



\* The comparison group and cohort bars on this page INCLUDE your college.

**Survey of Entering Student Engagement - Wayne Community College (2017 Administration)**

**2017 Benchmark Means Report - Main Survey**  
 Comparison Group: Small Colleges in the 2017 Cohort\*

Entering Students Only

[Weighted]

Early Connections (EARLYCON)

		Your College	Small Colleges		2017 Cohort	
Item	Variable	Mean	Mean	Effect Size**	Mean	Effect Size**
Item 18: Think about your experiences from the time of your decision to attend this college through the end of the first three weeks of your first semester/quarter.						
1 = Strongly disagree, 2 = Disagree, 3 = Neutral, 4 = Agree, 5 = Strongly agree						
18a. The very first time I came to this college I felt welcome [EARLYCON]	WELCOME	4.17	4.15		4.05	
18i. The college provided me with adequate information about financial assistance (scholarships, grants, loans, etc.) [EARLYCON]	FAINFO	3.48	3.68		3.50	
18j. A college staff member helped me determine whether I qualified for financial assistance [EARLYCON]	QUALFA	3.22	3.35		3.10	
18p. At least one college staff member (other than an instructor) learned my name [EARLYCON]	CSTAFNAM	3.52	3.60		3.34	
One or more items in this benchmark are not suited to means calculations. Please see the Frequency Distribution that follows for these items.						

\* The comparison group and cohort columns on this page EXCLUDE your college.

\*\* T-test: 2-tailed

If a row contains less than 50 respondents, interpret the comparison results cautiously.

**Survey of Entering Student Engagement - Wayne Community College (2017 Administration)**  
**2017 Benchmark Frequency Distributions - Main Survey**

Comparison Group: Small Colleges in the 2017 Cohort\*

Entering Students Only

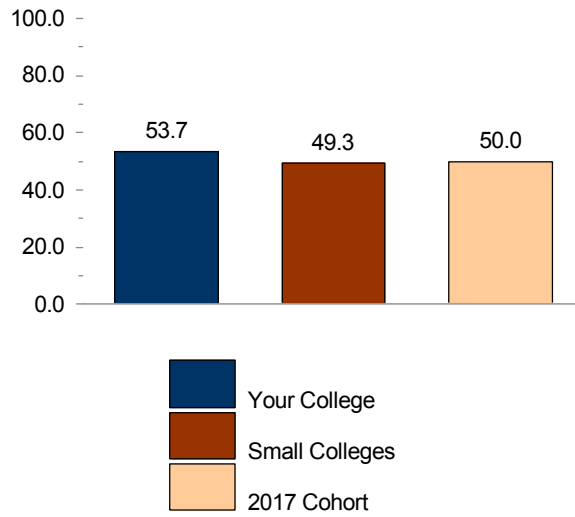
[Weighted]

Early Connections (EARLYCON)

Item	Variable	Responses	Your College		Small Colleges		2017 Cohort	
			Count	Percent	Count	Percent	Count	Percent
Item 18: Think about your experiences from the time of your decision to attend this college through the end of the first three weeks of your first semester/quarter.								
18a. The very first time I came to this college I felt welcome [EARLYCON]	WELCOME	Strongly disagree	1	0.3	109	0.5	555	0.6
		Disagree	0	N/A	273	1.3	1,713	1.7
		Neutral	35	17.7	3,674	17.2	21,154	21.5
		Agree	93	46.5	9,610	44.9	44,202	44.9
		Strongly agree	71	35.6	7,731	36.1	30,857	31.3
		<b>Total</b>	<b>200</b>	<b>100.0</b>	<b>21,397</b>	<b>100.0</b>	<b>98,481</b>	<b>100.0</b>
18i. The college provided me with adequate information about financial assistance (scholarships, grants, loans, etc.) [EARLYCON]	FAINFO	Strongly disagree	9	4.3	868	4.1	5,660	5.8
		Disagree	31	15.5	2,295	10.7	13,300	13.5
		Neutral	54	26.8	5,009	23.5	25,540	26.0
		Agree	70	34.9	7,869	36.9	33,374	34.0
		Strongly agree	37	18.4	5,311	24.9	20,426	20.8
		<b>Total</b>	<b>200</b>	<b>100.0</b>	<b>21,352</b>	<b>100.0</b>	<b>98,299</b>	<b>100.0</b>
18j. A college staff member helped me determine whether I qualified for financial assistance [EARLYCON]	QUALFA	Strongly disagree	13	6.5	1,412	6.6	9,482	9.7
		Disagree	47	23.6	4,182	19.6	24,724	25.2
		Neutral	55	27.5	5,545	26.0	25,511	26.0
		Agree	53	26.4	5,925	27.8	23,050	23.5
		Strongly agree	32	16.0	4,237	19.9	15,269	15.6
		<b>Total</b>	<b>200</b>	<b>100.0</b>	<b>21,300</b>	<b>100.0</b>	<b>98,036</b>	<b>100.0</b>
18p. At least one college staff member (other than an instructor) learned my name [EARLYCON]	CSTAFNAM	Strongly disagree	12	6.1	1,604	7.5	10,898	11.1
		Disagree	35	17.4	3,279	15.4	19,580	19.9
		Neutral	37	18.4	3,716	17.4	18,081	18.4
		Agree	69	34.5	6,229	29.2	25,045	25.5
		Strongly agree	47	23.6	6,523	30.6	24,623	25.1
		<b>Total</b>	<b>200</b>	<b>100.0</b>	<b>21,352</b>	<b>100.0</b>	<b>98,227</b>	<b>100.0</b>
Item 23								
23. Was a specific person assigned to you so you could see him/her each time you needed information or assistance? [EARLYCON]	ASNPERS	Yes	102	52.3	8,504	40.8	31,277	32.8
		No	93	47.7	12,325	59.2	64,085	67.2
		<b>Total</b>	<b>194</b>	<b>100.0</b>	<b>20,829</b>	<b>100.0</b>	<b>95,363</b>	<b>100.0</b>

\* The comparison group and cohort columns on this page EXCLUDE your college.

**Survey of Entering Student Engagement**  
**Wayne Community College (2017 Administration)**  
**2017 Benchmark Bar Chart - Main Survey**  
Comparison Group: Small Colleges in the 2017 Cohort\*  
Entering Students Only  
[Weighted]  
High Expectations and Aspirations (HIEXPACT)



\* The comparison group and cohort bars on this page INCLUDE your college.

30NOV17

**Survey of Entering Student Engagement - Wayne Community College (2017 Administration)**

**2017 Benchmark Means Report - Main Survey**  
 Comparison Group: Small Colleges in the 2017 Cohort\*

Entering Students Only

[Weighted]

High Expectations and Aspirations (HIEEXPECT)

		Your College	Small Colleges		2017 Cohort	
Item	Variable	Mean	Mean	Effect Size**	Mean	Effect Size**
Item 18: Think about your experiences from the time of your decision to attend this college through the end of the first three weeks of your first semester/quarter.						
1 = Strongly disagree, 2 = Disagree, 3 = Neutral, 4 = Agree, 5 = Strongly agree						
18b. The instructors at this college want me to succeed [HIEEXPECT]	WNTSCCD	4.38	4.35		4.30	
18t. I have the motivation to do what it takes to succeed in college [HIEEXPECT]	ITTAKES	4.41	4.38		4.37	
18u. I am prepared academically to succeed in college [HIEEXPECT]	ACPRPRD	4.23	4.28		4.27	
Item 19: During the first three weeks of your first semester/quarter at this college, about how often did you do the following?						
1 = Never, 2 = Once, 3 = Two or three times, 4 = Four or more times						
19c. Turn in an assignment late [HIEEXPECT]	LATETURN	1.29	1.49	-0.29**	1.47	-0.27**
19d. Not turn in an assignment [HIEEXPECT]	NOTTURN	1.44	1.38		1.41	
19f. Come to class without completing readings or assignments [HIEEXPECT]	NOTCOMPL	1.46	1.60		1.61	
19s. Skip class [HIEEXPECT]	SKIPCL	1.30	1.35		1.32	

\* The comparison group and cohort columns on this page EXCLUDE your college.

\*\* T-test: 2-tailed

If a row contains less than 50 respondents, interpret the comparison results cautiously.

**Survey of Entering Student Engagement - Wayne Community College (2017 Administration)**  
**2017 Benchmark Frequency Distributions - Main Survey**

Comparison Group: Small Colleges in the 2017 Cohort\*

Entering Students Only

[Weighted]

High Expectations and Aspirations (HIEXPACT)

Item	Variable	Responses	Your College		Small Colleges		2017 Cohort	
			Count	Percent	Count	Percent	Count	Percent
<b>Item 18: Think about your experiences from the time of your decision to attend this college through the end of the first three weeks of your first semester/quarter.</b>								
18b. The instructors at this college want me to succeed [HIEXPACT]	WNTSCCD	Strongly disagree	0	N/A	27	0.1	217	0.2
		Disagree	1	0.3	107	0.5	583	0.6
		Neutral	13	6.5	1,974	9.3	10,647	10.9
		Agree	96	48.1	9,373	44.0	44,670	45.6
		Strongly agree	90	45.2	9,819	46.1	41,917	42.8
		<b>Total</b>	<b>199</b>	<b>100.0</b>	<b>21,301</b>	<b>100.0</b>	<b>98,033</b>	<b>100.0</b>
18t. I have the motivation to do what it takes to succeed in college [HIEXPACT]	ITTAKES	Strongly disagree	1	0.3	94	0.4	550	0.6
		Disagree	0	N/A	248	1.2	1,309	1.3
		Neutral	12	5.9	2,091	9.8	10,069	10.3
		Agree	93	46.4	7,936	37.2	35,792	36.5
		Strongly agree	95	47.4	10,968	51.4	50,395	51.4
		<b>Total</b>	<b>200</b>	<b>100.0</b>	<b>21,336</b>	<b>100.0</b>	<b>98,115</b>	<b>100.0</b>
18u. I am prepared academically to succeed in college [HIEXPACT]	ACPRPRD	Strongly disagree	1	0.3	98	0.5	569	0.6
		Disagree	5	2.5	313	1.5	1,554	1.6
		Neutral	27	13.7	2,718	12.7	13,107	13.3
		Agree	82	41.0	8,715	40.8	39,016	39.7
		Strongly agree	85	42.5	9,521	44.6	44,092	44.8
		<b>Total</b>	<b>199</b>	<b>100.0</b>	<b>21,364</b>	<b>100.0</b>	<b>98,338</b>	<b>100.0</b>
<b>Item 19: During the first three weeks of your first semester/quarter at this college, about how often did you do the following?</b>								
19c. Turn in an assignment late [HIEXPACT]	LATETURN	Never	153	76.6	13,442	62.6	62,971	63.7
		Once	37	18.4	5,784	26.9	26,163	26.5
		Two or three times	8	4.2	1,971	9.2	8,500	8.6
		Four or more times	2	0.8	288	1.3	1,236	1.2
		<b>Total</b>	<b>199</b>	<b>100.0</b>	<b>21,485</b>	<b>100.0</b>	<b>98,870</b>	<b>100.0</b>
19d. Not turn in an assignment [HIEXPACT]	NOTTURN	Never	130	66.0	15,098	71.6	67,872	70.0
		Once	49	24.7	4,301	20.4	20,617	21.3
		Two or three times	18	9.0	1,360	6.4	6,838	7.0
		Four or more times	1	0.3	333	1.6	1,681	1.7
		<b>Total</b>	<b>197</b>	<b>100.0</b>	<b>21,092</b>	<b>100.0</b>	<b>97,008</b>	<b>100.0</b>
19f. Come to class without completing readings or assignments [HIEXPACT]	NOTCOMPL	Never	122	60.7	12,315	57.2	55,981	56.6
		Once	68	34.1	6,044	28.1	28,578	28.9
		Two or three times	8	4.0	2,590	12.0	11,591	11.7
		Four or more times	2	1.1	564	2.6	2,765	2.8
		<b>Total</b>	<b>200</b>	<b>100.0</b>	<b>21,513</b>	<b>100.0</b>	<b>98,915</b>	<b>100.0</b>

\* The comparison group and cohort columns on this page EXCLUDE your college.

**Survey of Entering Student Engagement - Wayne Community College (2017 Administration)**

**2017 Benchmark Frequency Distributions - Main Survey**

Comparison Group: Small Colleges in the 2017 Cohort\*

Entering Students Only

[Weighted]

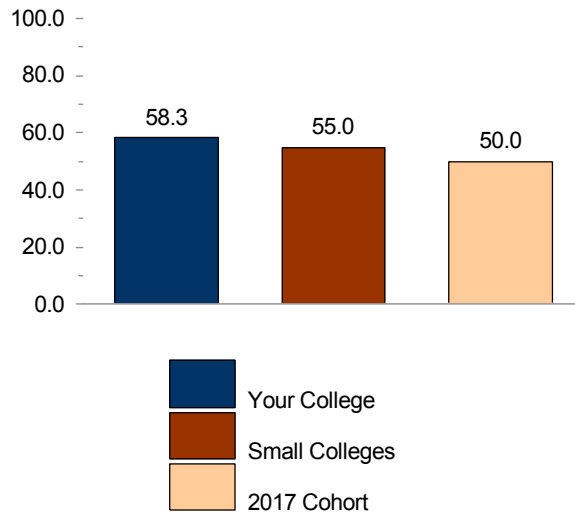
High Expectations and Aspirations (HIEXPECT)

			Your College		Small Colleges		2017 Cohort	
Item	Variable	Responses	Count	Percent	Count	Percent	Count	Percent
Item 19: During the first three weeks of your first semester/quarter at this college, about how often did you do the following?								
19s. Skip class [HIEXPECT]	SKIPCL	Never	149	74.3	16,131	74.7	75,800	76.5
		Once	43	21.6	3,675	17.0	16,085	16.2
		Two or three times	7	3.5	1,462	6.8	5,945	6.0
		Four or more times	1	0.6	320	1.5	1,290	1.3
		Total	200	100.0	21,588	100.0	99,120	100.0

\* The comparison group and cohort columns on this page EXCLUDE your college.



**Survey of Entering Student Engagement**  
**Wayne Community College (2017 Administration)**  
**2017 Benchmark Bar Chart - Main Survey**  
Comparison Group: Small Colleges in the 2017 Cohort\*  
Entering Students Only  
[Weighted]  
Clear Academic Plan and Pathway (ACADPLAN)



\* The comparison group and cohort bars on this page INCLUDE your college.

30NOV17

**Survey of Entering Student Engagement - Wayne Community College (2017 Administration)**

**2017 Benchmark Means Report - Main Survey**  
 Comparison Group: Small Colleges in the 2017 Cohort\*  
 Entering Students Only  
 [Weighted]  
 Clear Academic Plan and Pathway (ACADPLAN)

		Your College	Small Colleges		2017 Cohort	
Item	Variable	Mean	Mean	Effect Size**	Mean	Effect Size**
Item 18: Think about your experiences from the time of your decision to attend this college through the end of the first three weeks of your first semester/quarter.						
1 = Strongly disagree, 2 = Disagree, 3 = Neutral, 4 = Agree, 5 = Strongly agree						
18d. I was able to meet with an academic advisor at times convenient for me [ACADPLAN]	AACONTIM	4.05	3.98		3.83	0.24**
18e. An advisor helped me to select a course of study, program, or major [ACADPLAN]	AASELMAJ	4.03	3.90		3.76	0.24**
18f. An advisor helped me to set academic goals and to create a plan for achieving them [ACADPLAN]	ACADGOAL	3.66	3.52		3.39	0.25**
18g. An advisor helped me to identify the courses I needed to take during my first semester/quarter [ACADPLAN]	CRSADV	4.22	4.10		3.96	0.25**
18h. A college staff member talked with me about my commitments outside of school (work, children, dependents, etc.) to help me figure out how many courses to take [ACADPLAN]	OSCOMM	3.29	3.12		2.95	0.29**

\* The comparison group and cohort columns on this page EXCLUDE your college.

\*\* T-test: 2-tailed

If a row contains less than 50 respondents, interpret the comparison results cautiously.

**Survey of Entering Student Engagement - Wayne Community College (2017 Administration)**  
**2017 Benchmark Frequency Distributions - Main Survey**

Comparison Group: Small Colleges in the 2017 Cohort\*

Entering Students Only

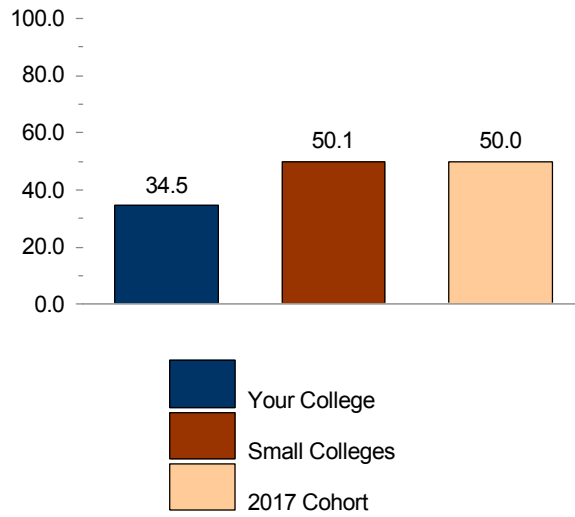
[Weighted]

Clear Academic Plan and Pathway (ACADPLAN)

Item	Variable	Responses	Your College		Small Colleges		2017 Cohort	
			Count	Percent	Count	Percent	Count	Percent
Item 18: Think about your experiences from the time of your decision to attend this college through the end of the first three weeks of your first semester/quarter.								
18d. I was able to meet with an academic advisor at times convenient for me [ACADPLAN]	AACONTIM	Strongly disagree	1	0.6	321	1.5	2,094	2.1
		Disagree	6	3.0	957	4.5	6,542	6.7
		Neutral	31	15.3	4,255	20.0	23,514	24.1
		Agree	105	52.5	8,996	42.4	39,118	40.1
		Strongly agree	57	28.5	6,693	31.5	26,370	27.0
		<b>Total</b>	<b>200</b>	<b>100.0</b>	<b>21,223</b>	<b>100.0</b>	<b>97,639</b>	<b>100.0</b>
18e. An advisor helped me to select a course of study, program, or major [ACADPLAN]	AASELMAJ	Strongly disagree	4	1.8	612	2.9	4,163	4.2
		Disagree	9	4.6	1,979	9.3	11,383	11.6
		Neutral	34	16.8	3,562	16.7	17,764	18.1
		Agree	85	42.4	7,991	37.4	35,304	35.9
		Strongly agree	69	34.4	7,236	33.8	29,712	30.2
		<b>Total</b>	<b>200</b>	<b>100.0</b>	<b>21,379</b>	<b>100.0</b>	<b>98,325</b>	<b>100.0</b>
18f. An advisor helped me to set academic goals and to create a plan for achieving them [ACADPLAN]	ACADGOAL	Strongly disagree	4	1.8	816	3.8	5,467	5.6
		Disagree	17	8.8	3,300	15.5	18,000	18.3
		Neutral	64	32.5	6,023	28.2	27,462	28.0
		Agree	68	34.7	6,394	30.0	27,366	27.9
		Strongly agree	43	22.1	4,796	22.5	19,812	20.2
		<b>Total</b>	<b>196</b>	<b>100.0</b>	<b>21,329</b>	<b>100.0</b>	<b>98,108</b>	<b>100.0</b>
18g. An advisor helped me to identify the courses I needed to take during my first semester/quarter [ACADPLAN]	CRSADV	Strongly disagree	3	1.5	390	1.8	3,160	3.2
		Disagree	2	1.1	1,137	5.3	7,322	7.4
		Neutral	16	8.3	2,559	12.0	13,202	13.4
		Agree	103	52.2	9,127	42.7	40,933	41.6
		Strongly agree	73	36.8	8,148	38.1	33,668	34.3
		<b>Total</b>	<b>197</b>	<b>100.0</b>	<b>21,361</b>	<b>100.0</b>	<b>98,284</b>	<b>100.0</b>
18h. A college staff member talked with me about my commitments outside of school (work, children, dependents, etc.) to help me figure out how many courses to take [ACADPLAN]	OSCOMM	Strongly disagree	9	4.7	1,855	8.7	10,995	11.2
		Disagree	42	21.1	5,378	25.2	29,146	29.7
		Neutral	61	30.4	5,742	26.9	24,958	25.4
		Agree	56	27.9	5,010	23.5	20,226	20.6
		Strongly agree	32	15.9	3,359	15.7	12,946	13.2
		<b>Total</b>	<b>200</b>	<b>100.0</b>	<b>21,344</b>	<b>100.0</b>	<b>98,273</b>	<b>100.0</b>

\* The comparison group and cohort columns on this page EXCLUDE your college.

**Survey of Entering Student Engagement**  
**Wayne Community College (2017 Administration)**  
**2017 Benchmark Bar Chart - Main Survey**  
Comparison Group: Small Colleges in the 2017 Cohort\*  
Entering Students Only  
[Weighted]  
Effective Track to College Readiness (COLLREAD)



\* The comparison group and cohort bars on this page INCLUDE your college.

**Survey of Entering Student Engagement - Wayne Community College (2017 Administration)**

**2017 Benchmark Means Report - Main Survey**  
 Comparison Group: Small Colleges in the 2017 Cohort\*

Entering Students Only

[Weighted]

Effective Track to College Readiness (COLLREAD)

		Your College	Small Colleges		2017 Cohort	
Item	Variable	Mean	Mean	Effect Size**	Mean	Effect Size**
Item 21: Think about your experiences from the time of your decision to attend this college through the end of the first three weeks of your first semester/quarter. Within a class, or through another experience at this college:						
1 = Strongly disagree, 2 = Disagree, 3 = Neutral, 4 = Agree, 5 = Strongly agree						
21a. I learned to improve my study skills (listening, note taking, highlighting readings, working with others, etc.) [COLLREAD]	LNDSTUDY	4.05	4.05		4.03	
21b. I learned to understand my academic strengths and weaknesses [COLLREAD]	LNDACAWK	3.96	4.00		3.98	
21c. I learned skills and strategies to improve my test-taking ability [COLLREAD]	LNSKILLS	3.87	3.71		3.68	
One or more items in this benchmark are not suited to means calculations. Please see the Frequency Distribution that follows for these items.						

\* The comparison group and cohort columns on this page EXCLUDE your college.

\*\* T-test: 2-tailed

If a row contains less than 50 respondents, interpret the comparison results cautiously.

**Survey of Entering Student Engagement - Wayne Community College (2017 Administration)**  
**2017 Benchmark Frequency Distributions - Main Survey**

Comparison Group: Small Colleges in the 2017 Cohort\*

Entering Students Only

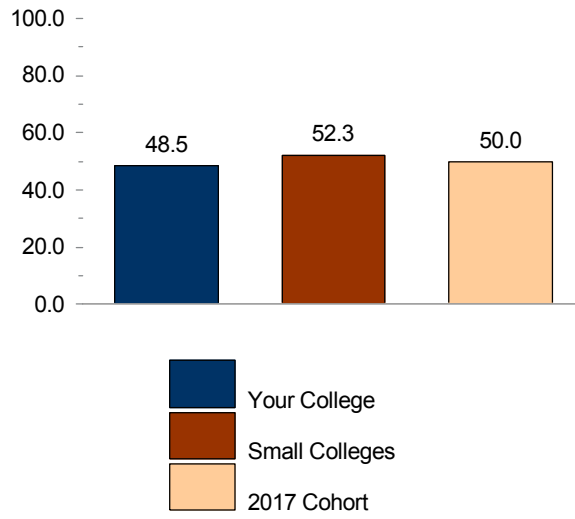
[Weighted]

Effective Track to College Readiness (COLLREAD)

Item	Variable	Responses	Your College		Small Colleges		2017 Cohort	
			Count	Percent	Count	Percent	Count	Percent
Item 12: Think about your experiences from the time of your decision to attend this college through the end of the first three weeks of your first semester/quarter.								
12a. Before I could register for classes, I was required to take a placement test (COMPASS, ASSET, ACCUPLACER, SAT, ACT, etc.) to assess my skills in reading, writing, and/or math [COLLREAD]	REQPTST	Yes	111	56.0	17,970	84.6	81,197	83.1
		No	88	44.0	3,283	15.4	16,553	16.9
		<b>Total</b>	<b>199</b>	<b>100.0</b>	<b>21,253</b>	<b>100.0</b>	<b>97,750</b>	<b>100.0</b>
12b. I took a placement test (COMPASS, ASSET, ACCUPLACER, SAT, ACT, etc.) [COLLREAD]	TKPTST	Yes	121	62.0	18,517	88.8	83,492	87.4
		No	74	38.0	2,347	11.2	12,082	12.6
		<b>Total</b>	<b>196</b>	<b>100.0</b>	<b>20,864</b>	<b>100.0</b>	<b>95,574</b>	<b>100.0</b>
Item 14								
14. This college required me to enroll in classes indicated by my placement test scores during my first semester/quarter [COLLREAD]	REQCLASS	Yes	84	43.1	14,050	66.4	65,740	67.5
		No	112	56.9	7,112	33.6	31,643	32.5
		<b>Total</b>	<b>196</b>	<b>100.0</b>	<b>21,162</b>	<b>100.0</b>	<b>97,384</b>	<b>100.0</b>
Item 21: Think about your experiences from the time of your decision to attend this college through the end of the first three weeks of your first semester/quarter. Within a class, or through another experience at this college:								
21a. I learned to improve my study skills (listening, note taking, highlighting readings, working with others, etc.) [COLLREAD]	LNDSTUDY	Strongly disagree	1	0.6	265	1.2	1,283	1.3
		Disagree	3	1.5	759	3.5	3,552	3.6
		Neutral	41	20.7	4,128	19.3	19,061	19.4
		Agree	94	46.8	8,853	41.3	41,084	41.8
		Strongly agree	61	30.4	7,426	34.7	33,421	34.0
		<b>Total</b>	<b>200</b>	<b>100.0</b>	<b>21,432</b>	<b>100.0</b>	<b>98,402</b>	<b>100.0</b>
21b. I learned to understand my academic strengths and weaknesses [COLLREAD]	LNDACAWK	Strongly disagree	1	0.6	218	1.0	1,115	1.1
		Disagree	7	3.6	705	3.3	3,512	3.6
		Neutral	44	22.2	4,562	21.3	21,358	21.7
		Agree	93	46.6	9,340	43.6	42,903	43.6
		Strongly agree	54	27.0	6,589	30.8	29,402	29.9
		<b>Total</b>	<b>200</b>	<b>100.0</b>	<b>21,413</b>	<b>100.0</b>	<b>98,290</b>	<b>100.0</b>
21c. I learned skills and strategies to improve my test-taking ability [COLLREAD]	LNDKLLS	Strongly disagree	2	0.8	502	2.3	2,467	2.5
		Disagree	9	4.7	1,809	8.4	8,970	9.1
		Neutral	57	28.8	6,613	30.9	30,378	30.9
		Agree	75	37.6	7,007	32.7	31,994	32.5
		Strongly agree	56	28.1	5,487	25.6	24,521	24.9
		<b>Total</b>	<b>200</b>	<b>100.0</b>	<b>21,419</b>	<b>100.0</b>	<b>98,330</b>	<b>100.0</b>

\* The comparison group and cohort columns on this page EXCLUDE your college.

**Survey of Entering Student Engagement**  
**Wayne Community College (2017 Administration)**  
**2017 Benchmark Bar Chart - Main Survey**  
Comparison Group: Small Colleges in the 2017 Cohort\*  
Entering Students Only  
[Weighted]  
Engaged Learning (ENGAGLRN)



\* The comparison group and cohort bars on this page INCLUDE your college.

30NOV17

**Survey of Entering Student Engagement - Wayne Community College (2017 Administration)**

**2017 Benchmark Means Report - Main Survey**  
 Comparison Group: Small Colleges in the 2017 Cohort\*  
 Entering Students Only  
 [Weighted]  
 Engaged Learning (ENGAGLRN)

		Your College	Small Colleges		2017 Cohort	
Item	Variable	Mean	Mean	Effect Size**	Mean	Effect Size**
<b>Item 19: During the first three weeks of your first semester/quarter at this college, about how often did you do the following?</b>						
1 = Never, 2 = Once, 3 = Two or three times, 4 = Four or more times						
19a. Ask questions in class or contribute to class discussions [ENGAGLRN]	ASKQUES	2.74	2.82		2.79	
19b. Prepare at least two drafts of a paper or assignment before turning it in [ENGAGLRN]	PREPDRFT	1.97	2.10		2.11	
19e. Participate in supplemental instruction (extra class sessions with an instructor, tutor, or experienced student) [ENGAGLRN]	SUPINSTR	1.53	1.55		1.54	
19g. Work with other students on a project or assignment during class [ENGAGLRN]	PINCLASS	2.55	2.48		2.46	
19h. Work with classmates outside of class on class projects or assignments [ENGAGLRN]	PREPOUTC	1.47	1.65		1.60	
19i. Participate in a required study group outside of class [ENGAGLRN]	GRPSTUDY	1.24	1.31		1.31	
19j. Participate in a student-initiated (not required) study group outside of class [ENGAGLRN]	NRGSTUDY	1.31	1.32		1.31	
19k. Use an electronic tool (e-mail, text messaging, Facebook, MySpace, class Web site, etc.) to communicate with another student about coursework [ENGAGLRN]	USEINTMG	2.16	2.20		2.19	
19l. Use an electronic tool (e-mail, text messaging, Facebook, MySpace, class Web site, etc.) to communicate with an instructor about coursework [ENGAGLRN]	MAILFAC	2.23	2.28		2.25	
19m. Discuss an assignment or grade with an instructor [ENGAGLRN]	FACASSN	2.13	2.10		2.07	
19n. Ask for help from an instructor regarding questions or problems related to a class [ENGAGLRN]	CLASSREL	2.44	2.37		2.34	
19o. Receive prompt written or oral feedback from instructors on your performance [ENGAGLRN]	FEEDBACK	2.38	2.38		2.34	
19q. Discuss ideas from your readings or classes with instructors outside of class [ENGAGLRN]	FACIDOC	1.59	1.62		1.59	
<b>Item 20.2: Think about your experiences from the time of your decision to attend this college through the end of the first three weeks of your first semester/quarter. How often did you use the following services?</b>						
1 = Never, 2 = Once, 3 = Two or three times, 4 = Four or more times						
20.2d. Face-to-face tutoring [ENGAGLRN]	FFTUSE	1.21	1.32		1.31	
20.2f. Writing, math, or other skill lab [ENGAGLRN]	SKLABUSE	1.65	1.67		1.66	
20.2h. Computer lab [ENGAGLRN]	COMLBUSE	1.93	2.10		2.02	

\* The comparison group and cohort columns on this page EXCLUDE your college.

\*\* T-test: 2-tailed

If a row contains less than 50 respondents, interpret the comparison results cautiously.



**Survey of Entering Student Engagement - Wayne Community College (2017 Administration)**  
**2017 Benchmark Frequency Distributions - Main Survey**

Comparison Group: Small Colleges in the 2017 Cohort\*

Entering Students Only

[Weighted]

Engaged Learning (ENGAGLRN)

Item	Variable	Responses	Your College		Small Colleges		2017 Cohort	
			Count	Percent	Count	Percent	Count	Percent
Item 19: During the first three weeks of your first semester/quarter at this college, about how often did you do the following?								
19a. Ask questions in class or contribute to class discussions [ENGAGLRN]	ASKQUES	Never	17	8.6	1,736	8.0	8,778	8.8
		Once	53	27.2	5,083	23.5	24,366	24.5
		Two or three times	91	46.3	10,004	46.3	45,206	45.5
		Four or more times	35	18.0	4,769	22.1	20,975	21.1
		<b>Total</b>	<b>197</b>	<b>100.0</b>	<b>21,593</b>	<b>100.0</b>	<b>99,325</b>	<b>100.0</b>
19b. Prepare at least two drafts of a paper or assignment before turning it in [ENGAGLRN]	PREPDRFT	Never	70	35.6	6,659	31.1	29,248	29.7
		Once	73	37.2	7,412	34.6	35,317	35.9
		Two or three times	43	21.8	5,956	27.8	27,505	28.0
		Four or more times	11	5.4	1,386	6.5	6,297	6.4
		<b>Total</b>	<b>197</b>	<b>100.0</b>	<b>21,412</b>	<b>100.0</b>	<b>98,367</b>	<b>100.0</b>
19e. Participate in supplemental instruction (extra class sessions with an instructor, tutor, or experienced student) [ENGAGLRN]	SUPINSTR	Never	137	68.4	14,365	66.6	66,160	66.7
		Once	33	16.2	3,665	17.0	17,115	17.3
		Two or three times	19	9.7	2,470	11.4	11,087	11.2
		Four or more times	11	5.7	1,081	5.0	4,851	4.9
		<b>Total</b>	<b>200</b>	<b>100.0</b>	<b>21,581</b>	<b>100.0</b>	<b>99,213</b>	<b>100.0</b>
19g. Work with other students on a project or assignment during class [ENGAGLRN]	PINCLASS	Never	36	18.2	4,509	20.9	20,616	20.8
		Once	51	25.5	5,579	25.9	26,516	26.7
		Two or three times	78	39.0	8,165	37.9	37,371	37.7
		Four or more times	35	17.3	3,318	15.4	14,660	14.8
		<b>Total</b>	<b>199</b>	<b>100.0</b>	<b>21,570</b>	<b>100.0</b>	<b>99,163</b>	<b>100.0</b>
19h. Work with classmates outside of class on class projects or assignments [ENGAGLRN]	PREPOUTC	Never	137	70.0	13,042	60.8	61,727	62.6
		Once	32	16.6	3,984	18.6	19,079	19.3
		Two or three times	19	9.6	3,231	15.1	13,057	13.2
		Four or more times	8	3.9	1,188	5.5	4,768	4.8
		<b>Total</b>	<b>195</b>	<b>100.0</b>	<b>21,444</b>	<b>100.0</b>	<b>98,632</b>	<b>100.0</b>
19i. Participate in a required study group outside of class [ENGAGLRN]	GRPSTUDY	Never	166	83.2	17,465	80.9	80,222	80.9
		Once	23	11.5	2,130	9.9	10,239	10.3
		Two or three times	7	3.5	1,286	6.0	5,983	6.0
		Four or more times	4	1.8	695	3.2	2,700	2.7
		<b>Total</b>	<b>199</b>	<b>100.0</b>	<b>21,575</b>	<b>100.0</b>	<b>99,144</b>	<b>100.0</b>
19j. Participate in a student-initiated (not required) study group outside of class [ENGAGLRN]	NRGSTUDY	Never	158	79.9	17,201	80.1	79,520	80.6
		Once	23	11.4	2,260	10.5	10,658	10.8
		Two or three times	14	6.9	1,394	6.5	5,936	6.0
		Four or more times	4	1.8	614	2.9	2,569	2.6
		<b>Total</b>	<b>198</b>	<b>100.0</b>	<b>21,468</b>	<b>100.0</b>	<b>98,683</b>	<b>100.0</b>

\* The comparison group and cohort columns on this page EXCLUDE your college.

**Survey of Entering Student Engagement - Wayne Community College (2017 Administration)**  
**2017 Benchmark Frequency Distributions - Main Survey**

Comparison Group: Small Colleges in the 2017 Cohort\*

Entering Students Only

[Weighted]

Engaged Learning (ENGAGLRN)

Item	Variable	Responses	Your College		Small Colleges		2017 Cohort	
			Count	Percent	Count	Percent	Count	Percent
<b>Item 19: During the first three weeks of your first semester/quarter at this college, about how often did you do the following?</b>								
19k. Use an electronic tool (e-mail, text messaging, Facebook, MySpace, class Web site, etc.) to communicate with another student about coursework [ENGAGLRN]	USEINTMG	Never	78	39.1	8,253	38.2	37,569	37.9
		Once	46	23.0	4,596	21.3	22,315	22.5
		Two or three times	41	20.3	4,846	22.4	22,195	22.4
		Four or more times	35	17.6	3,896	18.0	17,144	17.3
		<b>Total</b>	<b>200</b>	<b>100.0</b>	<b>21,591</b>	<b>100.0</b>	<b>99,223</b>	<b>100.0</b>
19l. Use an electronic tool (e-mail, text messaging, Facebook, MySpace, class Web site, etc.) to communicate with an instructor about coursework [ENGAGLRN]	MAILFAC	Never	66	33.0	6,466	30.1	30,308	30.7
		Once	51	25.6	5,758	26.8	27,255	27.6
		Two or three times	53	26.6	6,033	28.1	26,933	27.3
		Four or more times	29	14.8	3,225	15.0	14,238	14.4
		<b>Total</b>	<b>200</b>	<b>100.0</b>	<b>21,483</b>	<b>100.0</b>	<b>98,733</b>	<b>100.0</b>
19m. Discuss an assignment or grade with an instructor [ENGAGLRN]	FACASSN	Never	59	29.6	6,941	32.2	32,791	33.1
		Once	70	34.9	7,312	33.9	34,125	34.4
		Two or three times	57	28.4	5,556	25.8	24,771	25.0
		Four or more times	14	7.1	1,747	8.1	7,371	7.4
		<b>Total</b>	<b>200</b>	<b>100.0</b>	<b>21,556</b>	<b>100.0</b>	<b>99,058</b>	<b>100.0</b>
19n. Ask for help from an instructor regarding questions or problems related to a class [ENGAGLRN]	CLASSREL	Never	39	19.8	4,908	22.8	22,822	23.1
		Once	54	27.2	6,668	31.0	31,397	31.8
		Two or three times	84	42.5	7,125	33.1	32,718	33.1
		Four or more times	21	10.5	2,821	13.1	11,923	12.1
		<b>Total</b>	<b>198</b>	<b>100.0</b>	<b>21,522</b>	<b>100.0</b>	<b>98,860</b>	<b>100.0</b>
19o. Receive prompt written or oral feedback from instructors on your performance [ENGAGLRN]	FEEDBACK	Never	51	25.3	5,112	23.7	24,540	24.8
		Once	54	27.1	6,158	28.6	28,862	29.2
		Two or three times	64	32.0	7,189	33.4	32,268	32.6
		Four or more times	31	15.6	3,066	14.2	13,173	13.3
		<b>Total</b>	<b>200</b>	<b>100.0</b>	<b>21,525</b>	<b>100.0</b>	<b>98,843</b>	<b>100.0</b>
19q. Discuss ideas from your readings or classes with instructors outside of class [ENGAGLRN]	FACIDOC	Never	125	62.2	13,259	61.5	62,682	63.3
		Once	41	20.4	4,332	20.1	19,480	19.7
		Two or three times	27	13.4	2,805	13.0	11,871	12.0
		Four or more times	8	4.0	1,177	5.5	4,969	5.0
		<b>Total</b>	<b>200</b>	<b>100.0</b>	<b>21,572</b>	<b>100.0</b>	<b>99,001</b>	<b>100.0</b>
<b>Item 20.2: Think about your experiences from the time of your decision to attend this college through the end of the first three weeks of your first semester/quarter. How often did you use the following services?</b>								
20.2d. Face-to-face tutoring [ENGAGLRN]	FFTUSE	Never	167	85.5	16,911	81.8	77,591	81.6
		Once	19	9.7	1,771	8.6	9,109	9.6
		Two or three times	5	2.7	1,181	5.7	5,071	5.3
		Four or more times	4	2.1	800	3.9	3,283	3.5
		<b>Total</b>	<b>196</b>	<b>100.0</b>	<b>20,662</b>	<b>100.0</b>	<b>95,053</b>	<b>100.0</b>

\* The comparison group and cohort columns on this page EXCLUDE your college.

**Survey of Entering Student Engagement - Wayne Community College (2017 Administration)**

**2017 Benchmark Frequency Distributions - Main Survey**

Comparison Group: Small Colleges in the 2017 Cohort\*

Entering Students Only

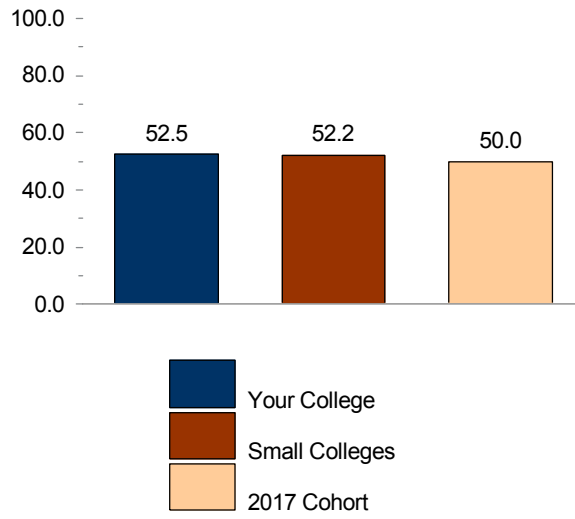
[Weighted]

Engaged Learning (ENGAGLRN)

			Your College		Small Colleges		2017 Cohort	
Item	Variable	Responses	Count	Percent	Count	Percent	Count	Percent
Item 20.2: Think about your experiences from the time of your decision to attend this college through the end of the first three weeks of your first semester/quarter. How often did you use the following services?								
20.2f. Writing, math, or other skill lab [ENGAGLRN]	SKLABUSE	Never	131	66.6	13,650	66.7	62,464	66.2
		Once	25	12.6	2,355	11.5	12,172	12.9
		Two or three times	19	9.5	2,034	9.9	9,360	9.9
		Four or more times	22	11.3	2,424	11.8	10,388	11.0
		Total	196	100.0	20,463	100.0	94,385	100.0
20.2h. Computer lab [ENGAGLRN]	COMLBUSE	Never	96	48.7	9,592	46.4	46,009	48.4
		Once	51	26.0	3,483	16.8	17,355	18.3
		Two or three times	18	9.2	3,501	16.9	15,735	16.6
		Four or more times	32	16.1	4,099	19.8	15,948	16.8
		Total	196	100.0	20,675	100.0	95,047	100.0

\* The comparison group and cohort columns on this page EXCLUDE your college.

**Survey of Entering Student Engagement**  
**Wayne Community College (2017 Administration)**  
**2017 Benchmark Bar Chart - Main Survey**  
Comparison Group: Small Colleges in the 2017 Cohort\*  
Entering Students Only  
[Weighted]  
Academic and Social Support (ACSOCSUP)



\* The comparison group and cohort bars on this page INCLUDE your college.

30NOV17

**Survey of Entering Student Engagement - Wayne Community College (2017 Administration)**

**2017 Benchmark Means Report - Main Survey**  
 Comparison Group: Small Colleges in the 2017 Cohort\*  
 Entering Students Only  
 [Weighted]  
 Academic and Social Support (ACSOCSUP)

		Your College	Small Colleges		2017 Cohort	
Item	Variable	Mean	Mean	Effect Size**	Mean	Effect Size**
Item 18: Think about your experiences from the time of your decision to attend this college through the end of the first three weeks of your first semester/quarter.						
1 = Strongly disagree, 2 = Disagree, 3 = Neutral, 4 = Agree, 5 = Strongly agree						
18l. All instructors clearly explained academic and student support services available at this college [ACSOCSUP]	RESOURCE	3.92	3.98		3.93	
18m. All instructors clearly explained course grading policies [ACSOCSUP]	GRADEPOL	4.31	4.27		4.27	
18n. All instructors clearly explained course syllabi (syllabuses) [ACSOCSUP]	SYLLABI	4.32	4.38		4.37	
18o. I knew how to get in touch with my instructors outside of class [ACSOCSUP]	FACMEET	4.44	4.32		4.30	
18q. At least one other student whom I didn't previously know learned my name [ACSOCSUP]	OSTUDNAM	4.09	4.15		4.11	
18r. At least one instructor learned my name [ACSOCSUP]	FACNAM	4.39	4.33		4.24	
18s. I learned the name of at least one other student in most of my classes [ACSOCSUP]	STUNAM	4.34	4.30		4.23	

\* The comparison group and cohort columns on this page EXCLUDE your college.

\*\* T-test: 2-tailed

If a row contains less than 50 respondents, interpret the comparison results cautiously.

**Survey of Entering Student Engagement - Wayne Community College (2017 Administration)**  
**2017 Benchmark Frequency Distributions - Main Survey**

Comparison Group: Small Colleges in the 2017 Cohort\*

Entering Students Only

[Weighted]

Academic and Social Support (ACSOCSUP)

Item	Variable	Responses	Your College		Small Colleges		2017 Cohort	
			Count	Percent	Count	Percent	Count	Percent
Item 18: Think about your experiences from the time of your decision to attend this college through the end of the first three weeks of your first semester/quarter.								
18l. All instructors clearly explained academic and student support services available at this college [ACSOCSUP]	RESOURCE	Strongly disagree	1	0.6	270	1.3	1,589	1.6
		Disagree	14	7.0	1,278	6.0	6,550	6.7
		Neutral	39	19.7	3,782	17.7	18,398	18.8
		Agree	89	45.1	9,229	43.3	42,607	43.4
		Strongly agree	55	27.7	6,765	31.7	28,924	29.5
		<b>Total</b>	<b>197</b>	<b>100.0</b>	<b>21,325</b>	<b>100.0</b>	<b>98,068</b>	<b>100.0</b>
18m. All instructors clearly explained course grading policies [ACSOCSUP]	GRADEPOL	Strongly disagree	0	N/A	106	0.5	559	0.6
		Disagree	4	2.1	508	2.4	2,259	2.3
		Neutral	14	7.2	1,971	9.2	9,083	9.3
		Agree	97	48.8	9,642	45.2	44,717	45.5
		Strongly agree	84	42.0	9,119	42.7	41,565	42.3
		<b>Total</b>	<b>200</b>	<b>100.0</b>	<b>21,346</b>	<b>100.0</b>	<b>98,183</b>	<b>100.0</b>
18n. All instructors clearly explained course syllabi (syllabuses) [ACSOCSUP]	SYLLABI	Strongly disagree	0	N/A	78	0.4	400	0.4
		Disagree	4	1.8	332	1.6	1,626	1.7
		Neutral	17	8.3	1,430	6.7	6,968	7.1
		Agree	91	45.6	9,081	42.6	41,810	42.7
		Strongly agree	89	44.3	10,392	48.8	47,190	48.2
		<b>Total</b>	<b>200</b>	<b>100.0</b>	<b>21,313</b>	<b>100.0</b>	<b>97,995</b>	<b>100.0</b>
18o. I knew how to get in touch with my instructors outside of class [ACSOCSUP]	FACMEET	Strongly disagree	0	N/A	109	0.5	613	0.6
		Disagree	2	0.8	438	2.1	2,101	2.1
		Neutral	9	4.4	1,784	8.4	8,821	9.0
		Agree	89	44.7	9,247	43.3	42,664	43.4
		Strongly agree	100	50.0	9,765	45.8	44,072	44.8
		<b>Total</b>	<b>200</b>	<b>100.0</b>	<b>21,344</b>	<b>100.0</b>	<b>98,271</b>	<b>100.0</b>
18q. At least one other student whom I didn't previously know learned my name [ACSOCSUP]	OSTUDNAM	Strongly disagree	6	2.8	498	2.3	2,614	2.7
		Disagree	2	1.1	1,092	5.1	5,536	5.6
		Neutral	32	16.1	2,344	11.0	11,085	11.3
		Agree	88	44.2	8,152	38.2	38,405	39.1
		Strongly agree	71	35.9	9,269	43.4	40,677	41.4
		<b>Total</b>	<b>199</b>	<b>100.0</b>	<b>21,354</b>	<b>100.0</b>	<b>98,317</b>	<b>100.0</b>
18r. At least one instructor learned my name [ACSOCSUP]	FACNAM	Strongly disagree	0	N/A	237	1.1	1,613	1.7
		Disagree	0	N/A	548	2.6	3,687	3.8
		Neutral	14	7.3	1,631	7.7	8,956	9.2
		Agree	92	46.8	8,424	39.6	38,745	39.7
		Strongly agree	90	45.9	10,418	49.0	44,701	45.8
		<b>Total</b>	<b>197</b>	<b>100.0</b>	<b>21,258</b>	<b>100.0</b>	<b>97,702</b>	<b>100.0</b>

\* The comparison group and cohort columns on this page EXCLUDE your college.

**Survey of Entering Student Engagement - Wayne Community College (2017 Administration)**  
**2017 Benchmark Frequency Distributions - Main Survey**

Comparison Group: Small Colleges in the 2017 Cohort\*

Entering Students Only

[Weighted]

Academic and Social Support (ACSOCSUP)

			Your College		Small Colleges		2017 Cohort	
Item	Variable	Responses	Count	Percent	Count	Percent	Count	Percent
Item 18: Think about your experiences from the time of your decision to attend this college through the end of the first three weeks of your first semester/quarter.								
18s. I learned the name of at least one other student in most of my classes [ACSOCSUP]	STUNAM	Strongly disagree	1	0.3	276	1.3	1,847	1.9
		Disagree	1	0.6	759	3.6	4,225	4.3
		Neutral	15	7.5	1,697	7.9	8,661	8.8
		Agree	97	48.4	8,239	38.6	38,612	39.3
		Strongly agree	86	43.2	10,387	48.6	44,942	45.7
		Total	200	100.0	21,358	100.0	98,287	100.0

\* The comparison group and cohort columns on this page EXCLUDE your college.