

Survey of Entering Student Engagement - Wayne Community College (2019 Administration)

2019 Benchmark Scores Report - Main Survey
Comparison Group: Small Colleges in the 2019 Cohort*

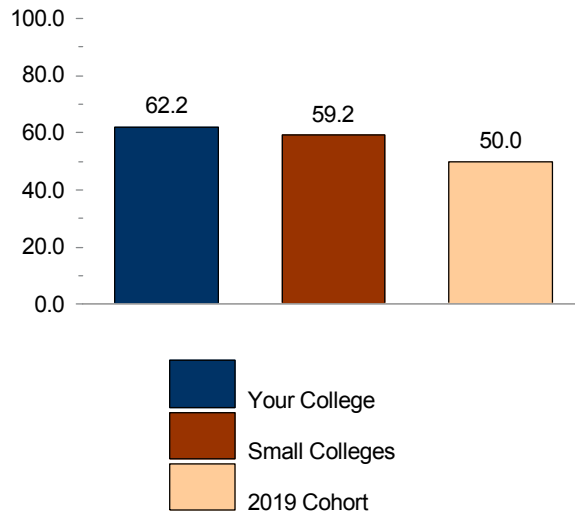
Entering Students Only

[Weighted]

Benchmark	Your College	Small Colleges		2019 Cohort	
	Score	Score	Difference	Score	Difference
Early Connections	62.2	59.2	2.9	50.0	12.2
High Expectations and Aspirations	53.4	49.7	3.7	50.0	3.4
Clear Academic Plan and Pathway	57.3	55.7	1.7	50.0	7.3
Effective Track to College Readiness	44.2	51.8	-7.6	50.0	-5.8
Engaged Learning	51.5	53.0	-1.5	50.0	1.5
Academic and Social Support Network	54.9	52.6	2.3	50.0	4.9

* The comparison group and cohort columns on this page INCLUDE your college.

Survey of Entering Student Engagement
Wayne Community College (2019 Administration)
2019 Benchmark Bar Chart - Main Survey
Comparison Group: Small Colleges in the 2019 Cohort*
Entering Students Only
[Weighted]
Early Connections (EARLYCON)



* The comparison group and cohort bars on this page INCLUDE your college.

Survey of Entering Student Engagement - Wayne Community College (2019 Administration)

2019 Benchmark Means Report - Main Survey
 Comparison Group: Small Colleges in the 2019 Cohort*

Entering Students Only

[Weighted]

Early Connections (EARLYCON)

		Your College	Small Colleges		2019 Cohort	
Item	Variable	Mean	Mean	Effect Size**	Mean	Effect Size**
Item 18: Think about your experiences from the time of your decision to attend this college through the end of the first three weeks of your first semester/quarter.						
1 = Strongly disagree, 2 = Disagree, 3 = Neutral, 4 = Agree, 5 = Strongly agree						
18a. The very first time I came to this college I felt welcome [EARLYCON]	WELCOME	4.05	4.17		4.06	
18i. The college provided me with adequate information about financial assistance (scholarships, grants, loans, etc.) [EARLYCON]	FAINFO	3.62	3.70		3.50	
18j. A college staff member helped me determine whether I qualified for financial assistance [EARLYCON]	QUALFA	3.47	3.34		3.08	0.34**
18p. At least one college staff member (other than an instructor) learned my name [EARLYCON]	CSTAFNAM	3.64	3.61		3.31	0.25**
One or more items in this benchmark are not suited to means calculations. Please see the Frequency Distribution that follows for these items.						

* The comparison group and cohort columns on this page EXCLUDE your college.

** T-test: 2-tailed

If a row contains less than 50 respondents, interpret the comparison results cautiously.

Survey of Entering Student Engagement - Wayne Community College (2019 Administration)
2019 Benchmark Frequency Distributions - Main Survey

Comparison Group: Small Colleges in the 2019 Cohort*

Entering Students Only

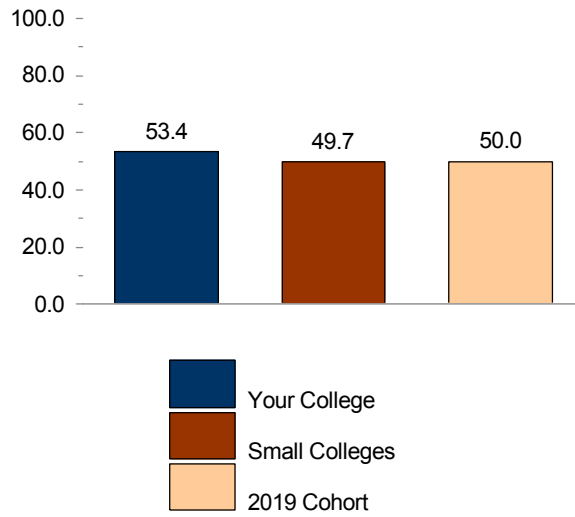
[Weighted]

Early Connections (EARLYCON)

Item	Variable	Responses	Your College		Small Colleges		2019 Cohort	
			Count	Percent	Count	Percent	Count	Percent
Item 18: Think about your experiences from the time of your decision to attend this college through the end of the first three weeks of your first semester/quarter.								
18a. The very first time I came to this college I felt welcome [EARLYCON]	WELCOME	Strongly disagree	2	1.0	78	0.4	519	0.5
		Disagree	1	0.5	243	1.2	1,516	1.6
		Neutral	44	21.0	3,419	17.0	20,355	21.5
		Agree	100	47.5	8,721	43.4	41,856	44.2
		Strongly agree	63	30.0	7,654	38.0	30,418	32.1
		Total	210	100.0	20,116	100.0	94,663	100.0
18i. The college provided me with adequate information about financial assistance (scholarships, grants, loans, etc.) [EARLYCON]	FAINFO	Strongly disagree	8	3.8	769	3.8	5,268	5.6
		Disagree	28	13.1	2,134	10.6	12,899	13.7
		Neutral	47	22.2	4,742	23.6	25,271	26.8
		Agree	83	39.1	7,226	36.0	31,479	33.3
		Strongly agree	46	21.8	5,219	26.0	19,552	20.7
		Total	212	100.0	20,091	100.0	94,469	100.0
18j. A college staff member helped me determine whether I qualified for financial assistance [EARLYCON]	QUALFA	Strongly disagree	13	6.2	1,410	7.0	9,564	10.2
		Disagree	36	16.7	3,972	19.8	24,236	25.7
		Neutral	43	20.3	5,118	25.5	24,348	25.9
		Agree	79	37.2	5,468	27.3	21,576	22.9
		Strongly agree	42	19.6	4,066	20.3	14,454	15.3
		Total	212	100.0	20,035	100.0	94,178	100.0
18p. At least one college staff member (other than an instructor) learned my name [EARLYCON]	CSTAFNAM	Strongly disagree	12	5.7	1,554	7.7	10,936	11.6
		Disagree	31	14.8	3,031	15.1	19,097	20.2
		Neutral	39	18.6	3,483	17.4	17,302	18.3
		Agree	67	31.4	5,701	28.4	23,705	25.1
		Strongly agree	62	29.4	6,294	31.4	23,307	24.7
		Total	212	100.0	20,062	100.0	94,345	100.0
Item 23								
23. Was a specific person assigned to you so you could see him/her each time you needed information or assistance? [EARLYCON]	ASNPERS	Yes	120	58.9	7,562	38.9	28,733	31.4
		No	84	41.1	11,901	61.1	62,656	68.6
		Total	204	100.0	19,464	100.0	91,389	100.0

* The comparison group and cohort columns on this page EXCLUDE your college.

Survey of Entering Student Engagement
Wayne Community College (2019 Administration)
2019 Benchmark Bar Chart - Main Survey
Comparison Group: Small Colleges in the 2019 Cohort*
Entering Students Only
[Weighted]
High Expectations and Aspirations (HIEXPECT)



* The comparison group and cohort bars on this page INCLUDE your college.

Survey of Entering Student Engagement - Wayne Community College (2019 Administration)

2019 Benchmark Means Report - Main Survey

Comparison Group: Small Colleges in the 2019 Cohort*

Entering Students Only

[Weighted]

High Expectations and Aspirations (HIEXPECT)

		Your College	Small Colleges		2019 Cohort	
Item	Variable	Mean	Mean	Effect Size**	Mean	Effect Size**
Item 18: Think about your experiences from the time of your decision to attend this college through the end of the first three weeks of your first semester/quarter.						
1 = Strongly disagree, 2 = Disagree, 3 = Neutral, 4 = Agree, 5 = Strongly agree						
18b. The instructors at this college want me to succeed [HIEXPECT]	WNTSCCD	4.41	4.37		4.29	
18t. I have the motivation to do what it takes to succeed in college [HIEXPECT]	ITTAKES	4.36	4.34		4.31	
18u. I am prepared academically to succeed in college [HIEXPECT]	ACPRPRD	4.19	4.23		4.22	
Item 19: During the first three weeks of your first semester/quarter at this college, about how often did you do the following?						
1 = Never, 2 = Once, 3 = Two or three times, 4 = Four or more times						
19c. Turn in an assignment late [HIEXPECT]	LATETURN	1.41	1.58	-0.23**	1.52	
19d. Not turn in an assignment [HIEXPECT]	NOTTURN	1.51	1.44		1.45	
19f. Come to class without completing readings or assignments [HIEXPECT]	NOTCOMPL	1.40	1.62	-0.28**	1.63	-0.29**
19s. Skip class [HIEXPECT]	SKIPCL	1.32	1.34		1.32	

* The comparison group and cohort columns on this page EXCLUDE your college.

** T-test: 2-tailed

If a row contains less than 50 respondents, interpret the comparison results cautiously.

Survey of Entering Student Engagement - Wayne Community College (2019 Administration)
2019 Benchmark Frequency Distributions - Main Survey

Comparison Group: Small Colleges in the 2019 Cohort*

Entering Students Only

[Weighted]

High Expectations and Aspirations (HIEEXPECT)

			Your College		Small Colleges		2019 Cohort	
Item	Variable	Responses	Count	Percent	Count	Percent	Count	Percent
Item 18: Think about your experiences from the time of your decision to attend this college through the end of the first three weeks of your first semester/quarter.								
18b. The instructors at this college want me to succeed [HIEEXPECT]	WNTSCCD	Strongly disagree	0	N/A	32	0.2	214	0.2
		Disagree	0	N/A	83	0.4	578	0.6
		Neutral	14	6.6	1,844	9.2	10,912	11.6
		Agree	96	45.7	8,560	42.7	42,358	45.0
		Strongly agree	100	47.7	9,521	47.5	40,132	42.6
		Total	209	100.0	20,040	100.0	94,195	100.0
18t. I have the motivation to do what it takes to succeed in college [HIEEXPECT]	ITTAKES	Strongly disagree	1	0.2	138	0.7	726	0.8
		Disagree	1	0.2	304	1.5	1,574	1.7
		Neutral	21	10.0	2,247	11.2	11,097	11.8
		Agree	90	42.6	7,287	36.3	34,858	37.0
		Strongly agree	100	46.9	10,078	50.3	46,054	48.8
		Total	212	100.0	20,054	100.0	94,308	100.0
18u. I am prepared academically to succeed in college [HIEEXPECT]	ACPRPRD	Strongly disagree	1	0.2	122	0.6	680	0.7
		Disagree	4	1.7	357	1.8	1,752	1.9
		Neutral	32	15.3	2,952	14.7	14,434	15.3
		Agree	94	44.3	7,926	39.5	37,194	39.4
		Strongly agree	82	38.5	8,731	43.5	40,426	42.8
		Total	212	100.0	20,087	100.0	94,486	100.0
Item 19: During the first three weeks of your first semester/quarter at this college, about how often did you do the following?								
19c. Turn in an assignment late [HIEEXPECT]	LATETURN	Never	148	68.8	11,508	57.0	57,750	60.9
		Once	47	21.9	5,972	29.6	26,323	27.8
		Two or three times	18	8.5	2,329	11.5	9,349	9.9
		Four or more times	2	0.7	376	1.9	1,435	1.5
		Total	214	100.0	20,185	100.0	94,857	100.0
19d. Not turn in an assignment [HIEEXPECT]	NOTTURN	Never	135	65.1	13,554	68.4	62,968	67.6
		Once	48	23.2	4,303	21.7	20,476	22.0
		Two or three times	15	7.3	1,522	7.7	7,702	8.3
		Four or more times	9	4.4	446	2.2	1,994	2.1
		Total	208	100.0	19,824	100.0	93,140	100.0
19f. Come to class without completing readings or assignments [HIEEXPECT]	NOTCOMPL	Never	141	65.4	11,295	56.1	52,875	55.8
		Once	64	29.6	5,675	28.2	27,328	28.8
		Two or three times	9	4.3	2,617	13.0	11,633	12.3
		Four or more times	2	0.7	554	2.7	2,982	3.1
		Total	215	100.0	20,141	100.0	94,818	100.0

* The comparison group and cohort columns on this page EXCLUDE your college.

Survey of Entering Student Engagement - Wayne Community College (2019 Administration)

2019 Benchmark Frequency Distributions - Main Survey

Comparison Group: Small Colleges in the 2019 Cohort*

Entering Students Only

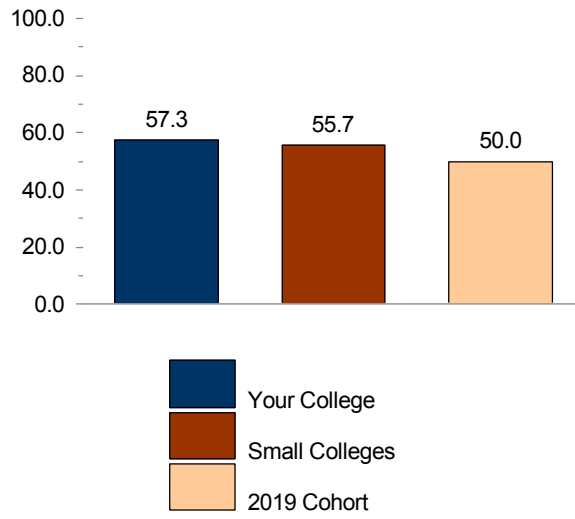
[Weighted]

High Expectations and Aspirations (HIEEXPECT)

			Your College		Small Colleges		2019 Cohort	
Item	Variable	Responses	Count	Percent	Count	Percent	Count	Percent
Item 19: During the first three weeks of your first semester/quarter at this college, about how often did you do the following?								
19s. Skip class [HIEEXPECT]	SKIPCL	Never	161	74.6	15,360	75.8	72,654	76.4
		Once	41	19.2	3,221	15.9	15,364	16.2
		Two or three times	12	5.7	1,368	6.8	5,781	6.1
		Four or more times	1	0.5	305	1.5	1,277	1.3
		Total	215	100.0	20,255	100.0	95,075	100.0

* The comparison group and cohort columns on this page EXCLUDE your college.

Survey of Entering Student Engagement
Wayne Community College (2019 Administration)
2019 Benchmark Bar Chart - Main Survey
Comparison Group: Small Colleges in the 2019 Cohort*
Entering Students Only
[Weighted]
Clear Academic Plan and Pathway (ACADPLAN)



* The comparison group and cohort bars on this page INCLUDE your college.

Survey of Entering Student Engagement - Wayne Community College (2019 Administration)

2019 Benchmark Means Report - Main Survey
 Comparison Group: Small Colleges in the 2019 Cohort*
 Entering Students Only
 [Weighted]
 Clear Academic Plan and Pathway (ACADPLAN)

		Your College	Small Colleges		2019 Cohort	
Item	Variable	Mean	Mean	Effect Size**	Mean	Effect Size**
Item 18: Think about your experiences from the time of your decision to attend this college through the end of the first three weeks of your first semester/quarter.						
1 = Strongly disagree, 2 = Disagree, 3 = Neutral, 4 = Agree, 5 = Strongly agree						
18d. I was able to meet with an academic advisor at times convenient for me [ACADPLAN]	AACONTIM	4.03	4.01		3.83	
18e. An advisor helped me to select a course of study, program, or major [ACADPLAN]	AASELMAJ	4.08	3.94		3.76	0.29**
18f. An advisor helped me to set academic goals and to create a plan for achieving them [ACADPLAN]	ACADGOAL	3.71	3.53		3.41	0.27**
18g. An advisor helped me to identify the courses I needed to take during my first semester/quarter [ACADPLAN]	CRSADV	4.19	4.14		3.97	
18h. A college staff member talked with me about my commitments outside of school (work, children, dependents, etc.) to help me figure out how many courses to take [ACADPLAN]	OSCOMM	3.13	3.10		2.92	

* The comparison group and cohort columns on this page EXCLUDE your college.

** T-test: 2-tailed

If a row contains less than 50 respondents, interpret the comparison results cautiously.

Survey of Entering Student Engagement - Wayne Community College (2019 Administration)
2019 Benchmark Frequency Distributions - Main Survey

Comparison Group: Small Colleges in the 2019 Cohort*

Entering Students Only

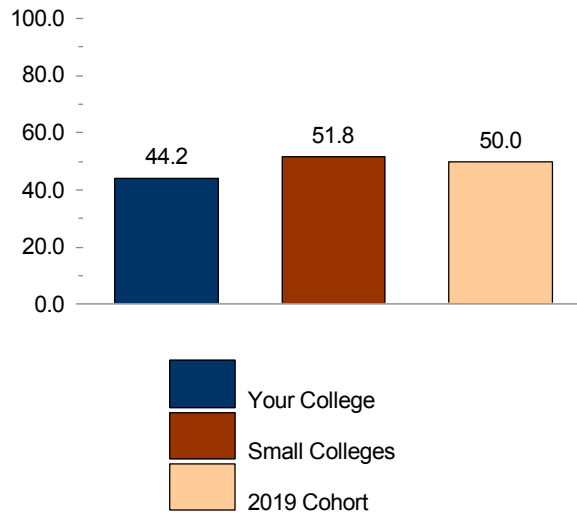
[Weighted]

Clear Academic Plan and Pathway (ACADPLAN)

Item	Variable	Responses	Your College		Small Colleges		2019 Cohort	
			Count	Percent	Count	Percent	Count	Percent
Item 18: Think about your experiences from the time of your decision to attend this college through the end of the first three weeks of your first semester/quarter.								
18d. I was able to meet with an academic advisor at times convenient for me [ACADPLAN]	AACONTIM	Strongly disagree	0	N/A	242	1.2	2,027	2.2
		Disagree	12	5.6	858	4.3	6,352	6.8
		Neutral	35	16.9	4,033	20.2	23,106	24.6
		Agree	97	46.6	8,067	40.4	36,543	39.0
		Strongly agree	64	30.9	6,773	33.9	25,758	27.5
		Total	207	100.0	19,973	100.0	93,785	100.0
18e. An advisor helped me to select a course of study, program, or major [ACADPLAN]	AASELMAJ	Strongly disagree	7	3.1	616	3.1	4,304	4.6
		Disagree	11	5.1	1,712	8.5	11,071	11.7
		Neutral	28	13.5	3,284	16.4	16,952	17.9
		Agree	78	37.2	7,184	35.8	32,998	34.9
		Strongly agree	86	41.1	7,284	36.3	29,136	30.8
		Total	210	100.0	20,079	100.0	94,462	100.0
18f. An advisor helped me to set academic goals and to create a plan for achieving them [ACADPLAN]	ACADGOAL	Strongly disagree	7	3.1	823	4.1	5,239	5.6
		Disagree	25	11.7	3,077	15.4	17,194	18.3
		Neutral	50	23.4	5,446	27.2	25,648	27.2
		Agree	73	34.3	5,951	29.7	26,148	27.8
		Strongly agree	58	27.5	4,747	23.7	19,971	21.2
		Total	212	100.0	20,044	100.0	94,200	100.0
18g. An advisor helped me to identify the courses I needed to take during my first semester/quarter [ACADPLAN]	CRSADV	Strongly disagree	4	1.7	401	2.0	3,132	3.3
		Disagree	4	1.7	946	4.7	6,982	7.4
		Neutral	29	14.0	2,294	11.4	12,750	13.5
		Agree	86	41.0	8,286	41.3	38,277	40.5
		Strongly agree	87	41.6	8,159	40.6	33,283	35.2
		Total	210	100.0	20,086	100.0	94,424	100.0
18h. A college staff member talked with me about my commitments outside of school (work, children, dependents, etc.) to help me figure out how many courses to take [ACADPLAN]	OSCOMM	Strongly disagree	16	7.4	1,783	8.9	10,967	11.6
		Disagree	55	26.0	5,287	26.3	28,925	30.6
		Neutral	56	26.5	5,351	26.7	23,728	25.1
		Agree	56	26.4	4,408	22.0	18,418	19.5
		Strongly agree	29	13.6	3,246	16.2	12,380	13.1
		Total	212	100.0	20,074	100.0	94,419	100.0

* The comparison group and cohort columns on this page EXCLUDE your college.

Survey of Entering Student Engagement
Wayne Community College (2019 Administration)
2019 Benchmark Bar Chart - Main Survey
Comparison Group: Small Colleges in the 2019 Cohort*
Entering Students Only
[Weighted]
Effective Track to College Readiness (COLLREAD)



* The comparison group and cohort bars on this page INCLUDE your college.

Survey of Entering Student Engagement - Wayne Community College (2019 Administration)

2019 Benchmark Means Report - Main Survey
 Comparison Group: Small Colleges in the 2019 Cohort*

Entering Students Only

[Weighted]

Effective Track to College Readiness (COLLREAD)

		Your College	Small Colleges		2019 Cohort	
Item	Variable	Mean	Mean	Effect Size**	Mean	Effect Size**
Item 21: Think about your experiences from the time of your decision to attend this college through the end of the first three weeks of your first semester/quarter. Within a class, or through another experience at this college:						
1 = Strongly disagree, 2 = Disagree, 3 = Neutral, 4 = Agree, 5 = Strongly agree						
21a. I learned to improve my study skills (listening, note taking, highlighting readings, working with others, etc.) [COLLREAD]	LNDSTUDY	4.18	4.07		4.02	
21b. I learned to understand my academic strengths and weaknesses [COLLREAD]	LNDACAWK	4.09	4.01		3.96	
21c. I learned skills and strategies to improve my test-taking ability [COLLREAD]	LNSKILLS	3.92	3.71		3.65	0.28**
One or more items in this benchmark are not suited to means calculations. Please see the Frequency Distribution that follows for these items.						

* The comparison group and cohort columns on this page EXCLUDE your college.

** T-test: 2-tailed

If a row contains less than 50 respondents, interpret the comparison results cautiously.

Survey of Entering Student Engagement - Wayne Community College (2019 Administration)
2019 Benchmark Frequency Distributions - Main Survey

Comparison Group: Small Colleges in the 2019 Cohort*

Entering Students Only

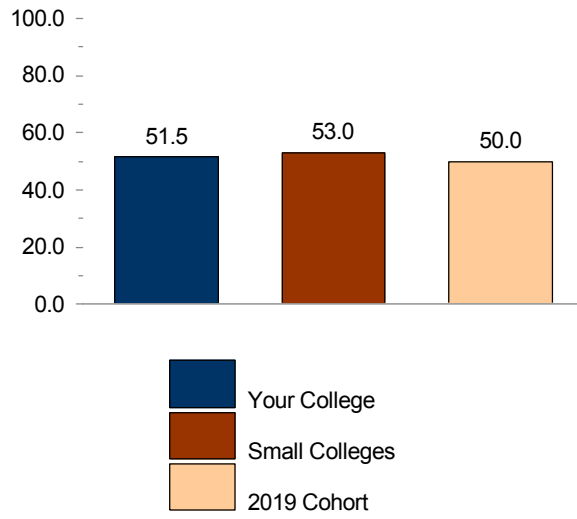
[Weighted]

Effective Track to College Readiness (COLLREAD)

Item	Variable	Responses	Your College		Small Colleges		2019 Cohort	
			Count	Percent	Count	Percent	Count	Percent
Item 12: Think about your experiences from the time of your decision to attend this college through the end of the first three weeks of your first semester/quarter.								
12a. Before I could register for classes, I was required to take a placement test (COMPASS, ASSET, ACCUPLACER, SAT, ACT, etc.) to assess my skills in reading, writing, and/or math [COLLREAD]	REQPTEST	Yes	131	62.4	15,678	78.5	71,232	76.1
		No	79	37.6	4,289	21.5	22,404	23.9
		Total	209	100.0	19,968	100.0	93,636	100.0
12b. I took a placement test (COMPASS, ASSET, ACCUPLACER, SAT, ACT, etc.) [COLLREAD]	TKPTEST	Yes	138	66.2	16,381	83.9	74,949	81.7
		No	71	33.8	3,152	16.1	16,822	18.3
		Total	209	100.0	19,533	100.0	91,771	100.0
Item 14								
14. This college required me to enroll in classes indicated by my placement test scores during my first semester/quarter [COLLREAD]	REQCLASS	Yes	96	45.3	12,058	60.8	55,992	60.0
		No	116	54.7	7,790	39.2	37,331	40.0
		Total	211	100.0	19,848	100.0	93,323	100.0
Item 21: Think about your experiences from the time of your decision to attend this college through the end of the first three weeks of your first semester/quarter. Within a class, or through another experience at this college:								
21a. I learned to improve my study skills (listening, note taking, highlighting readings, working with others, etc.) [COLLREAD]	LNDSTUDY	Strongly disagree	0	N/A	243	1.2	1,341	1.4
		Disagree	3	1.4	716	3.6	3,757	4.0
		Neutral	29	13.7	3,648	18.1	18,531	19.6
		Agree	108	50.0	8,208	40.8	38,762	41.1
		Strongly agree	75	34.9	7,294	36.3	31,971	33.9
		Total	215	100.0	20,109	100.0	94,361	100.0
21b. I learned to understand my academic strengths and weaknesses [COLLREAD]	LNDACAWK	Strongly disagree	0	N/A	188	0.9	1,103	1.2
		Disagree	4	1.7	713	3.5	3,789	4.0
		Neutral	43	19.8	4,189	20.8	21,144	22.4
		Agree	101	47.0	8,538	42.5	40,175	42.6
		Strongly agree	68	31.6	6,467	32.2	28,059	29.8
		Total	215	100.0	20,095	100.0	94,269	100.0
21c. I learned skills and strategies to improve my test-taking ability [COLLREAD]	LNDKLLS	Strongly disagree	4	1.9	458	2.3	2,565	2.7
		Disagree	6	2.6	1,761	8.8	9,372	9.9
		Neutral	55	25.4	6,169	30.7	29,931	31.7
		Agree	90	41.6	6,408	31.9	29,465	31.3
		Strongly agree	61	28.5	5,303	26.4	22,949	24.3
		Total	215	100.0	20,100	100.0	94,281	100.0

* The comparison group and cohort columns on this page EXCLUDE your college.

Survey of Entering Student Engagement
Wayne Community College (2019 Administration)
2019 Benchmark Bar Chart - Main Survey
Comparison Group: Small Colleges in the 2019 Cohort*
Entering Students Only
[Weighted]
Engaged Learning (ENGAGLRN)



* The comparison group and cohort bars on this page INCLUDE your college.

Survey of Entering Student Engagement - Wayne Community College (2019 Administration)

2019 Benchmark Means Report - Main Survey
 Comparison Group: Small Colleges in the 2019 Cohort*
 Entering Students Only
 [Weighted]
 Engaged Learning (ENGAGLRN)

		Your College	Small Colleges		2019 Cohort	
Item	Variable	Mean	Mean	Effect Size**	Mean	Effect Size**
Item 19: During the first three weeks of your first semester/quarter at this college, about how often did you do the following?						
1 = Never, 2 = Once, 3 = Two or three times, 4 = Four or more times						
19a. Ask questions in class or contribute to class discussions [ENGAGLRN]	ASKQUES	2.77	2.79		2.75	
19b. Prepare at least two drafts of a paper or assignment before turning it in [ENGAGLRN]	PREPDRFT	2.25	2.10		2.10	
19e. Participate in supplemental instruction (extra class sessions with an instructor, tutor, or experienced student) [ENGAGLRN]	SUPINSTR	1.48	1.56		1.54	
19g. Work with other students on a project or assignment during class [ENGAGLRN]	PINCLASS	2.35	2.48		2.48	
19h. Work with classmates outside of class on class projects or assignments [ENGAGLRN]	PREPOUTC	1.42	1.69	-0.30**	1.61	
19i. Participate in a required study group outside of class [ENGAGLRN]	GRPSTUDY	1.19	1.33		1.30	
19j. Participate in a student-initiated (not required) study group outside of class [ENGAGLRN]	NRGSTUDY	1.21	1.33		1.31	
19k. Use an electronic tool (e-mail, text messaging, Facebook, MySpace, class Web site, etc.) to communicate with another student about coursework [ENGAGLRN]	USEINTMG	2.09	2.27		2.24	
19l. Use an electronic tool (e-mail, text messaging, Facebook, MySpace, class Web site, etc.) to communicate with an instructor about coursework [ENGAGLRN]	MAILFAC	2.17	2.32		2.24	
19m. Discuss an assignment or grade with an instructor [ENGAGLRN]	FACASSN	2.24	2.09		2.04	
19n. Ask for help from an instructor regarding questions or problems related to a class [ENGAGLRN]	CLASSREL	2.48	2.39		2.34	
19o. Receive prompt written or oral feedback from instructors on your performance [ENGAGLRN]	FEEDBACK	2.61	2.40		2.35	0.27**
19q. Discuss ideas from your readings or classes with instructors outside of class [ENGAGLRN]	FACIDOC	1.63	1.61		1.57	
Item 20.2: Think about your experiences from the time of your decision to attend this college through the end of the first three weeks of your first semester/quarter. How often did you use the following services?						
1 = Never, 2 = Once, 3 = Two or three times, 4 = Four or more times						
20.2d. Face-to-face tutoring [ENGAGLRN]	FFTUSE	1.26	1.32		1.31	
20.2f. Writing, math, or other skill lab [ENGAGLRN]	SKLABUSE	1.45	1.60		1.57	
20.2h. Computer lab [ENGAGLRN]	COMLBUSE	2.50	1.99	0.45**	1.91	0.55**

* The comparison group and cohort columns on this page EXCLUDE your college.

** T-test: 2-tailed

If a row contains less than 50 respondents, interpret the comparison results cautiously.

Survey of Entering Student Engagement - Wayne Community College (2019 Administration)
2019 Benchmark Frequency Distributions - Main Survey

Comparison Group: Small Colleges in the 2019 Cohort*

Entering Students Only

[Weighted]

Engaged Learning (ENGAGLRN)

			Your College		Small Colleges		2019 Cohort	
Item	Variable	Responses	Count	Percent	Count	Percent	Count	Percent
Item 19: During the first three weeks of your first semester/quarter at this college, about how often did you do the following?								
19a. Ask questions in class or contribute to class discussions [ENGAGLRN]	ASKQUES	Never	26	12.3	1,801	8.9	9,450	9.9
		Once	45	21.0	4,911	24.2	24,347	25.5
		Two or three times	94	44.3	9,279	45.7	41,835	43.9
		Four or more times	48	22.4	4,317	21.3	19,751	20.7
		Total	213	100.0	20,308	100.0	95,383	100.0
19b. Prepare at least two drafts of a paper or assignment before turning it in [ENGAGLRN]	PREPDRFT	Never	50	23.2	6,227	31.0	28,400	30.0
		Once	81	37.6	6,983	34.8	34,091	36.1
		Two or three times	64	30.0	5,591	27.8	25,869	27.4
		Four or more times	20	9.2	1,293	6.4	6,180	6.5
		Total	214	100.0	20,094	100.0	94,540	100.0
19e. Participate in supplemental instruction (extra class sessions with an instructor, tutor, or experienced student) [ENGAGLRN]	SUPINSTR	Never	154	71.7	13,316	65.7	63,549	66.7
		Once	29	13.5	3,567	17.6	16,331	17.2
		Two or three times	21	9.7	2,380	11.8	10,738	11.3
		Four or more times	11	5.2	994	4.9	4,595	4.8
		Total	214	100.0	20,258	100.0	95,213	100.0
19g. Work with other students on a project or assignment during class [ENGAGLRN]	PINCLASS	Never	57	26.7	4,227	20.9	19,676	20.7
		Once	55	25.7	5,253	26.0	24,924	26.2
		Two or three times	71	33.2	7,529	37.2	35,534	37.4
		Four or more times	30	14.3	3,214	15.9	14,991	15.8
		Total	212	100.0	20,223	100.0	95,125	100.0
19h. Work with classmates outside of class on class projects or assignments [ENGAGLRN]	PREPOUTC	Never	160	76.1	11,872	58.9	59,381	62.8
		Once	24	11.3	3,923	19.5	17,994	19.0
		Two or three times	16	7.5	3,138	15.6	12,454	13.2
		Four or more times	11	5.1	1,212	6.0	4,800	5.1
		Total	210	100.0	20,146	100.0	94,628	100.0
19i. Participate in a required study group outside of class [ENGAGLRN]	GRPSTUDY	Never	186	86.6	16,171	79.9	77,289	81.2
		Once	18	8.3	2,040	10.1	9,473	10.0
		Two or three times	10	4.7	1,332	6.6	5,782	6.1
		Four or more times	1	0.5	691	3.4	2,611	2.7
		Total	214	100.0	20,234	100.0	95,154	100.0
19j. Participate in a student-initiated (not required) study group outside of class [ENGAGLRN]	NRGSTUDY	Never	180	85.4	16,027	79.5	76,146	80.5
		Once	20	9.3	2,169	10.8	10,126	10.7
		Two or three times	9	4.3	1,340	6.6	5,670	6.0
		Four or more times	2	1.0	635	3.1	2,702	2.9
		Total	211	100.0	20,171	100.0	94,645	100.0

* The comparison group and cohort columns on this page EXCLUDE your college.

Survey of Entering Student Engagement - Wayne Community College (2019 Administration)
2019 Benchmark Frequency Distributions - Main Survey

Comparison Group: Small Colleges in the 2019 Cohort*

Entering Students Only

[Weighted]

Engaged Learning (ENGAGLRN)

			Your College		Small Colleges		2019 Cohort	
Item	Variable	Responses	Count	Percent	Count	Percent	Count	Percent
Item 19: During the first three weeks of your first semester/quarter at this college, about how often did you do the following?								
19k. Use an electronic tool (e-mail, text messaging, Facebook, MySpace, class Web site, etc.) to communicate with another student about coursework [ENGAGLRN]	USEINTMG	Never	93	43.3	7,155	35.2	34,518	36.2
		Once	48	22.1	4,375	21.5	21,199	22.3
		Two or three times	37	17.2	4,830	23.8	21,898	23.0
		Four or more times	38	17.4	3,941	19.4	17,651	18.5
		Total	215	100.0	20,301	100.0	95,267	100.0
19l. Use an electronic tool (e-mail, text messaging, Facebook, MySpace, class Web site, etc.) to communicate with an instructor about coursework [ENGAGLRN]	MAILFAC	Never	78	37.1	5,774	28.7	29,425	31.1
		Once	52	24.7	5,326	26.4	26,315	27.8
		Two or three times	46	21.8	5,918	29.4	25,684	27.1
		Four or more times	35	16.4	3,134	15.6	13,208	14.0
		Total	211	100.0	20,152	100.0	94,632	100.0
19m. Discuss an assignment or grade with an instructor [ENGAGLRN]	FACASSN	Never	66	30.6	6,520	32.2	33,002	34.7
		Once	55	25.7	6,883	34.0	32,360	34.0
		Two or three times	70	32.8	5,266	26.0	22,954	24.1
		Four or more times	23	10.9	1,584	7.8	6,785	7.1
		Total	215	100.0	20,254	100.0	95,101	100.0
19n. Ask for help from an instructor regarding questions or problems related to a class [ENGAGLRN]	CLASSREL	Never	43	20.1	4,419	21.8	22,379	23.6
		Once	57	26.7	6,243	30.9	29,950	31.5
		Two or three times	83	38.5	6,853	33.9	30,956	32.6
		Four or more times	31	14.7	2,716	13.4	11,689	12.3
		Total	214	100.0	20,231	100.0	94,975	100.0
19o. Receive prompt written or oral feedback from instructors on your performance [ENGAGLRN]	FEEDBACK	Never	41	19.1	4,780	23.6	23,818	25.1
		Once	52	24.3	5,634	27.9	27,347	28.8
		Two or three times	70	32.8	6,686	33.1	30,617	32.3
		Four or more times	51	23.8	3,113	15.4	13,120	13.8
		Total	213	100.0	20,211	100.0	94,903	100.0
19q. Discuss ideas from your readings or classes with instructors outside of class [ENGAGLRN]	FACIDOC	Never	136	63.4	12,496	61.8	61,091	64.3
		Once	39	18.1	4,105	20.3	18,204	19.2
		Two or three times	24	11.3	2,567	12.7	11,000	11.6
		Four or more times	16	7.3	1,067	5.3	4,691	4.9
		Total	215	100.0	20,235	100.0	94,986	100.0
Item 20.2: Think about your experiences from the time of your decision to attend this college through the end of the first three weeks of your first semester/quarter. How often did you use the following services?								
20.2d. Face-to-face tutoring [ENGAGLRN]	FFTUSE	Never	170	80.8	15,704	81.1	74,089	81.3
		Once	30	14.4	1,903	9.8	9,034	9.9
		Two or three times	6	2.6	1,086	5.6	4,928	5.4
		Four or more times	5	2.2	675	3.5	3,046	3.3
		Total	211	100.0	19,369	100.0	91,097	100.0

* The comparison group and cohort columns on this page EXCLUDE your college.

Survey of Entering Student Engagement - Wayne Community College (2019 Administration)
2019 Benchmark Frequency Distributions - Main Survey

Comparison Group: Small Colleges in the 2019 Cohort*

Entering Students Only

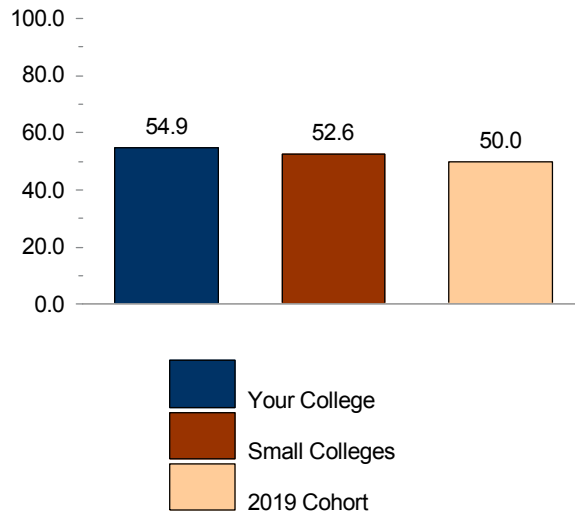
[Weighted]

Engaged Learning (ENGAGLRN)

			Your College		Small Colleges		2019 Cohort	
Item	Variable	Responses	Count	Percent	Count	Percent	Count	Percent
Item 20.2: Think about your experiences from the time of your decision to attend this college through the end of the first three weeks of your first semester/quarter. How often did you use the following services?								
20.2f. Writing, math, or other skill lab [ENGAGLRN]	SKLABUSE	Never	152	74.2	13,356	69.7	63,162	69.9
		Once	24	11.6	2,063	10.8	11,046	12.2
		Two or three times	19	9.4	1,810	9.4	8,193	9.1
		Four or more times	10	4.7	1,929	10.1	7,966	8.8
		Total	205	100.0	19,159	100.0	90,367	100.0
20.2h. Computer lab [ENGAGLRN]	COMLBUSE	Never	62	29.0	9,862	51.0	48,440	53.3
		Once	35	16.4	3,092	16.0	15,643	17.2
		Two or three times	65	30.6	3,113	16.1	13,816	15.2
		Four or more times	51	24.0	3,259	16.9	13,034	14.3
		Total	213	100.0	19,326	100.0	90,934	100.0

* The comparison group and cohort columns on this page EXCLUDE your college.

Survey of Entering Student Engagement
Wayne Community College (2019 Administration)
2019 Benchmark Bar Chart - Main Survey
Comparison Group: Small Colleges in the 2019 Cohort*
Entering Students Only
[Weighted]
Academic and Social Support (ACSOCSUP)



* The comparison group and cohort bars on this page INCLUDE your college.

Survey of Entering Student Engagement - Wayne Community College (2019 Administration)

2019 Benchmark Means Report - Main Survey
 Comparison Group: Small Colleges in the 2019 Cohort*
 Entering Students Only
 [Weighted]
 Academic and Social Support (ACSOCSUP)

		Your College	Small Colleges		2019 Cohort	
Item	Variable	Mean	Mean	Effect Size**	Mean	Effect Size**
Item 18: Think about your experiences from the time of your decision to attend this college through the end of the first three weeks of your first semester/quarter.						
1 = Strongly disagree, 2 = Disagree, 3 = Neutral, 4 = Agree, 5 = Strongly agree						
18l. All instructors clearly explained academic and student support services available at this college [ACSOCSUP]	RESOURCE	4.15	4.01		3.93	0.24**
18m. All instructors clearly explained course grading policies [ACSOCSUP]	GRADEPOL	4.36	4.29		4.27	
18n. All instructors clearly explained course syllabi (syllabuses) [ACSOCSUP]	SYLLABI	4.44	4.38		4.36	
18o. I knew how to get in touch with my instructors outside of class [ACSOCSUP]	FACMEET	4.38	4.33		4.29	
18q. At least one other student whom I didn't previously know learned my name [ACSOCSUP]	OSTUDNAM	4.11	4.13		4.08	
18r. At least one instructor learned my name [ACSOCSUP]	FACNAM	4.40	4.31		4.21	
18s. I learned the name of at least one other student in most of my classes [ACSOCSUP]	STUNAM	4.33	4.28		4.21	

* The comparison group and cohort columns on this page EXCLUDE your college.

** T-test: 2-tailed

If a row contains less than 50 respondents, interpret the comparison results cautiously.

Survey of Entering Student Engagement - Wayne Community College (2019 Administration)
2019 Benchmark Frequency Distributions - Main Survey

Comparison Group: Small Colleges in the 2019 Cohort*

Entering Students Only

[Weighted]

Academic and Social Support (ACSOCSUP)

Item	Variable	Responses	Your College		Small Colleges		2019 Cohort	
			Count	Percent	Count	Percent	Count	Percent
Item 18: Think about your experiences from the time of your decision to attend this college through the end of the first three weeks of your first semester/quarter.								
18l. All instructors clearly explained academic and student support services available at this college [ACSOCSUP]	RESOURCE	Strongly disagree	2	0.7	225	1.1	1,522	1.6
		Disagree	12	5.7	1,135	5.7	6,259	6.6
		Neutral	16	7.7	3,593	17.9	17,850	18.9
		Agree	105	49.5	8,407	42.0	39,951	42.4
		Strongly agree	77	36.3	6,677	33.3	28,622	30.4
		Total	212	100.0	20,037	100.0	94,204	100.0
18m. All instructors clearly explained course grading policies [ACSOCSUP]	GRADEPOL	Strongly disagree	3	1.4	81	0.4	530	0.6
		Disagree	0	N/A	443	2.2	2,167	2.3
		Neutral	10	4.6	1,948	9.7	9,200	9.8
		Agree	104	49.2	8,616	43.0	42,099	44.6
		Strongly agree	95	44.8	8,958	44.7	40,330	42.8
		Total	212	100.0	20,046	100.0	94,327	100.0
18n. All instructors clearly explained course syllabi (syllabuses) [ACSOCSUP]	SYLLABI	Strongly disagree	0	N/A	77	0.4	410	0.4
		Disagree	3	1.4	318	1.6	1,611	1.7
		Neutral	8	3.9	1,487	7.4	7,165	7.6
		Agree	93	44.3	8,102	40.5	39,327	41.8
		Strongly agree	106	50.4	10,012	50.1	45,579	48.4
		Total	209	100.0	19,996	100.0	94,092	100.0
18o. I knew how to get in touch with my instructors outside of class [ACSOCSUP]	FACMEET	Strongly disagree	1	0.2	113	0.6	637	0.7
		Disagree	4	1.7	436	2.2	2,098	2.2
		Neutral	12	5.7	1,710	8.5	8,806	9.3
		Agree	96	45.1	8,339	41.6	40,521	42.9
		Strongly agree	100	47.3	9,463	47.2	42,362	44.9
		Total	212	100.0	20,061	100.0	94,423	100.0
18q. At least one other student whom I didn't previously know learned my name [ACSOCSUP]	OSTUDNAM	Strongly disagree	5	2.4	551	2.7	2,935	3.1
		Disagree	11	5.2	1,092	5.4	5,766	6.1
		Neutral	25	11.6	2,369	11.8	11,034	11.7
		Agree	85	40.0	7,215	35.9	35,926	38.0
		Strongly agree	86	40.7	8,851	44.1	38,810	41.1
		Total	212	100.0	20,079	100.0	94,471	100.0
18r. At least one instructor learned my name [ACSOCSUP]	FACNAM	Strongly disagree	1	0.2	264	1.3	1,766	1.9
		Disagree	1	0.5	575	2.9	3,840	4.1
		Neutral	11	5.2	1,739	8.7	9,425	10.0
		Agree	101	47.4	7,402	37.1	36,282	38.7
		Strongly agree	99	46.6	9,959	49.9	42,525	45.3
		Total	212	100.0	19,940	100.0	93,839	100.0

* The comparison group and cohort columns on this page EXCLUDE your college.

Survey of Entering Student Engagement - Wayne Community College (2019 Administration)
2019 Benchmark Frequency Distributions - Main Survey

Comparison Group: Small Colleges in the 2019 Cohort*

Entering Students Only

[Weighted]

Academic and Social Support (ACSOCSUP)

			Your College		Small Colleges		2019 Cohort	
Item	Variable	Responses	Count	Percent	Count	Percent	Count	Percent
Item 18: Think about your experiences from the time of your decision to attend this college through the end of the first three weeks of your first semester/quarter.								
18s. I learned the name of at least one other student in most of my classes [ACSOCSUP]	STUNAM	Strongly disagree	1	0.5	306	1.5	1,969	2.1
		Disagree	8	3.6	745	3.7	4,385	4.6
		Neutral	10	4.8	1,777	8.8	8,880	9.4
		Agree	95	44.8	7,375	36.7	36,269	38.4
		Strongly agree	98	46.4	9,889	49.2	42,965	45.5
		Total	212	100.0	20,091	100.0	94,469	100.0

* The comparison group and cohort columns on this page EXCLUDE your college.