

Survey of Entering Student Engagement - Wayne Community College (2021 Administration)

2021 Benchmark Scores Report - Main Survey

Comparison Group: Small Colleges in the 2021 Cohort*

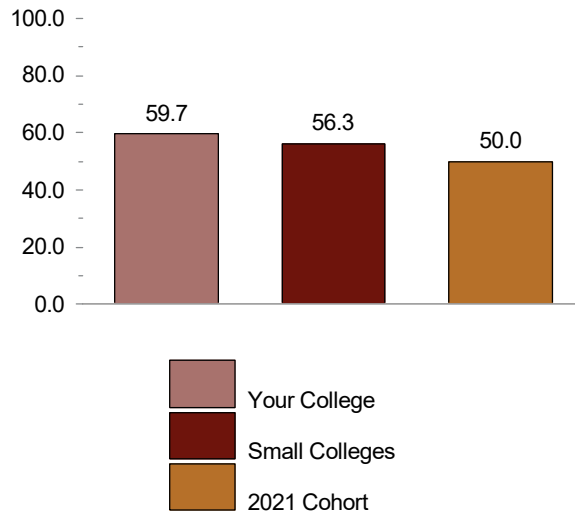
Entering Students Only

[Weighted]

Benchmark	Your College	Small Colleges		2021 Cohort	
	Score	Score	Difference	Score	Difference
Early Connections	59.7	56.3	3.4	50.0	9.7
High Expectations and Aspirations	53.3	50.0	3.3	50.0	3.3
Clear Academic Plan and Pathway	57.9	54.4	3.6	50.0	7.9
Effective Track to College Readiness	31.5	51.7	-20.3	50.0	-18.5
Engaged Learning	49.1	51.9	-2.8	50.0	-0.9
Academic and Social Support Network	53.7	52.0	1.7	50.0	3.7

* The comparison group and cohort columns on this page INCLUDE your college.

Survey of Entering Student Engagement
Wayne Community College (2021 Administration)
2021 Benchmark Bar Chart - Main Survey
Comparison Group: Small Colleges in the 2021 Cohort*
Entering Students Only
[Weighted]
Early Connections (EARLYCON)



* The comparison group and cohort bars on this page INCLUDE your college.

Survey of Entering Student Engagement - Wayne Community College (2021 Administration)

2021 Benchmark Means Report - Main Survey
 Comparison Group: Small Colleges in the 2021 Cohort*

Entering Students Only

[Weighted]

Early Connections (EARLYCON)

		Your College	Small Colleges		2021 Cohort	
Item	Variable	Mean	Mean	Effect Size**	Mean	Effect Size**
Item 18: Think about your experiences from the time of your decision to attend this college through the end of the first three weeks of your first semester/quarter.						
1 = Strongly disagree, 2 = Disagree, 3 = Neutral, 4 = Agree, 5 = Strongly agree						
18a. The very first time I came to this college I felt welcome [EARLYCON]	WELCOME	4.21	4.19		4.09	
18i. The college provided me with adequate information about financial assistance (scholarships, grants, loans, etc.) [EARLYCON]	FAINFO	3.79	3.72		3.59	
18j. A college staff member helped me determine whether I qualified for financial assistance [EARLYCON]	QUALFA	3.26	3.37		3.16	
18p. At least one college staff member (other than an instructor) learned my name [EARLYCON]	CSTAFNAM	3.53	3.62		3.38	
One or more items in this benchmark are not suited to means calculations. Please see the Frequency Distribution that follows for these items.						

* The comparison group and cohort columns on this page EXCLUDE your college.

** T-test: 2-tailed

If a row contains less than 50 respondents, interpret the comparison results cautiously.

Survey of Entering Student Engagement - Wayne Community College (2021 Administration)
2021 Benchmark Frequency Distributions - Main Survey

Comparison Group: Small Colleges in the 2021 Cohort*

Entering Students Only

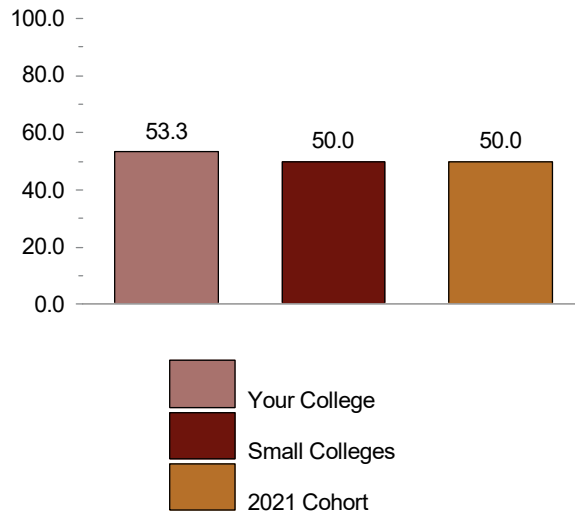
[Weighted]

Early Connections (EARLYCON)

Item	Variable	Responses	Your College		Small Colleges		2021 Cohort	
			Count	Percent	Count	Percent	Count	Percent
Item 18: Think about your experiences from the time of your decision to attend this college through the end of the first three weeks of your first semester/quarter.								
18a. The very first time I came to this college I felt welcome [EARLYCON]	WELCOME	Strongly disagree	3	2.0	44	0.4	221	0.6
		Disagree	0	N/A	125	1.1	575	1.5
		Neutral	28	16.2	1,891	17.2	8,253	21.3
		Agree	67	38.7	4,631	42.0	16,243	41.9
		Strongly agree	75	43.1	4,331	39.3	13,490	34.8
		Total	173	100.0	11,023	100.0	38,781	100.0
18i. The college provided me with adequate information about financial assistance (scholarships, grants, loans, etc.) [EARLYCON]	FAINFO	Strongly disagree	11	6.3	393	3.6	1,803	4.7
		Disagree	12	7.0	1,167	10.6	4,746	12.3
		Neutral	35	20.4	2,560	23.3	9,909	25.6
		Agree	60	34.4	3,872	35.2	13,067	33.8
		Strongly agree	55	31.9	3,001	27.3	9,140	23.6
		Total	173	100.0	10,993	100.0	38,664	100.0
18j. A college staff member helped me determine whether I qualified for financial assistance [EARLYCON]	QUALFA	Strongly disagree	16	9.5	722	6.6	3,489	9.1
		Disagree	35	20.2	2,146	19.6	9,286	24.1
		Neutral	44	25.3	2,823	25.8	10,153	26.3
		Agree	43	24.9	2,914	26.6	8,897	23.1
		Strongly agree	35	20.1	2,351	21.5	6,722	17.4
		Total	173	100.0	10,956	100.0	38,546	100.0
18p. At least one college staff member (other than an instructor) learned my name [EARLYCON]	CSTAFNAM	Strongly disagree	22	12.6	848	7.7	3,971	10.3
		Disagree	27	15.5	1,640	14.9	7,090	18.4
		Neutral	18	10.1	1,932	17.6	7,802	20.2
		Agree	51	29.6	3,002	27.3	9,757	25.3
		Strongly agree	56	32.1	3,561	32.4	9,998	25.9
		Total	173	100.0	10,983	100.0	38,618	100.0
Item 23								
23. Was a specific person assigned to you so you could see him/her each time you needed information or assistance? [EARLYCON]	ASNPERS	Yes	115	66.6	4,251	40.1	14,154	38.1
		No	58	33.4	6,354	59.9	22,958	61.9
		Total	172	100.0	10,605	100.0	37,112	100.0

* The comparison group and cohort columns on this page EXCLUDE your college.
Please see Table 1 for unweighted sample and population values of demographic items.

Survey of Entering Student Engagement
Wayne Community College (2021 Administration)
2021 Benchmark Bar Chart - Main Survey
Comparison Group: Small Colleges in the 2021 Cohort*
Entering Students Only
[Weighted]
High Expectations and Aspirations (HIEXPECT)



* The comparison group and cohort bars on this page INCLUDE your college.

Survey of Entering Student Engagement - Wayne Community College (2021 Administration)

2021 Benchmark Means Report - Main Survey
 Comparison Group: Small Colleges in the 2021 Cohort*

Entering Students Only

[Weighted]

High Expectations and Aspirations (HIEXPECT)

		Your College	Small Colleges		2021 Cohort	
Item	Variable	Mean	Mean	Effect Size**	Mean	Effect Size**
Item 18: Think about your experiences from the time of your decision to attend this college through the end of the first three weeks of your first semester/quarter.						
1 = Strongly disagree, 2 = Disagree, 3 = Neutral, 4 = Agree, 5 = Strongly agree						
18b. The instructors at this college want me to succeed [HIEXPECT]	WNTSCCD	4.43	4.39		4.33	
18t. I have the motivation to do what it takes to succeed in college [HIEXPECT]	ITTAKES	4.25	4.30		4.28	
18u. I am prepared academically to succeed in college [HIEXPECT]	ACPRPRD	4.30	4.22		4.21	
Item 19: During the first three weeks of your first semester/quarter at this college, about how often did you do the following?						
1 = Never, 2 = Once, 3 = Two or three times, 4 = Four or more times						
19c. Turn in an assignment late [HIEXPECT]	LATETURN	1.59	1.67		1.64	
19d. Not turn in an assignment [HIEXPECT]	NOTTURN	1.62	1.47		1.48	
19f. Come to class without completing readings or assignments [HIEXPECT]	NOTCOMPL	1.37	1.61	-0.30**	1.59	-0.27**
19s. Skip class [HIEXPECT]	SKIPCL	1.18	1.31		1.29	

* The comparison group and cohort columns on this page EXCLUDE your college.

** T-test: 2-tailed

If a row contains less than 50 respondents, interpret the comparison results cautiously.

Survey of Entering Student Engagement - Wayne Community College (2021 Administration)
2021 Benchmark Frequency Distributions - Main Survey

Comparison Group: Small Colleges in the 2021 Cohort*

Entering Students Only

[Weighted]

High Expectations and Aspirations (HIEEXPECT)

Item	Variable	Responses	Your College		Small Colleges		2021 Cohort	
			Count	Percent	Count	Percent	Count	Percent
Item 18: Think about your experiences from the time of your decision to attend this college through the end of the first three weeks of your first semester/quarter.								
18b. The instructors at this college want me to succeed [HIEEXPECT]	WNTSCCD	Strongly disagree	0	N/A	20	0.2	107	0.3
		Disagree	2	1.4	63	0.6	248	0.6
		Neutral	11	6.4	995	9.1	4,233	11.0
		Agree	68	39.7	4,482	40.8	16,294	42.2
		Strongly agree	89	52.5	5,415	49.3	17,730	45.9
		Total	170	100.0	10,975	100.0	38,612	100.0
18t. I have the motivation to do what it takes to succeed in college [HIEEXPECT]	ITTAKES	Strongly disagree	2	1.4	88	0.8	357	0.9
		Disagree	4	2.4	215	2.0	867	2.2
		Neutral	22	12.8	1,365	12.4	4,924	12.7
		Agree	63	36.4	3,902	35.6	13,909	36.0
		Strongly agree	82	47.1	5,402	49.2	18,566	48.1
		Total	173	100.0	10,972	100.0	38,623	100.0
18u. I am prepared academically to succeed in college [HIEEXPECT]	ACPRPRD	Strongly disagree	1	0.8	90	0.8	327	0.8
		Disagree	2	1.4	198	1.8	803	2.1
		Neutral	26	15.1	1,699	15.5	5,960	15.4
		Agree	57	33.0	4,219	38.4	14,903	38.5
		Strongly agree	86	49.7	4,780	43.5	16,671	43.1
		Total	173	100.0	10,986	100.0	38,664	100.0
Item 19: During the first three weeks of your first semester/quarter at this college, about how often did you do the following?								
19c. Turn in an assignment late [HIEEXPECT]	LATETURN	Never	97	55.9	5,858	53.0	21,426	55.0
		Once	52	29.8	3,345	30.2	11,077	28.4
		Two or three times	24	13.9	1,524	13.8	5,280	13.6
		Four or more times	1	0.4	333	3.0	1,155	3.0
		Total	174	100.0	11,060	100.0	38,938	100.0
19d. Not turn in an assignment [HIEEXPECT]	NOTTURN	Never	92	53.4	7,402	67.7	25,804	67.0
		Once	57	32.9	2,262	20.7	8,141	21.1
		Two or three times	20	11.7	975	8.9	3,487	9.1
		Four or more times	3	1.9	299	2.7	1,066	2.8
		Total	173	100.0	10,937	100.0	38,497	100.0
19f. Come to class without completing readings or assignments [HIEEXPECT]	NOTCOMPL	Never	125	72.6	6,403	58.0	23,199	59.6
		Once	32	18.5	2,896	26.2	9,940	25.5
		Two or three times	14	8.1	1,386	12.5	4,468	11.5
		Four or more times	1	0.8	359	3.3	1,299	3.3
		Total	172	100.0	11,045	100.0	38,906	100.0

* The comparison group and cohort columns on this page EXCLUDE your college.
Please see Table 1 for unweighted sample and population values of demographic items.

Survey of Entering Student Engagement - Wayne Community College (2021 Administration)
2021 Benchmark Frequency Distributions - Main Survey

Comparison Group: Small Colleges in the 2021 Cohort*

Entering Students Only

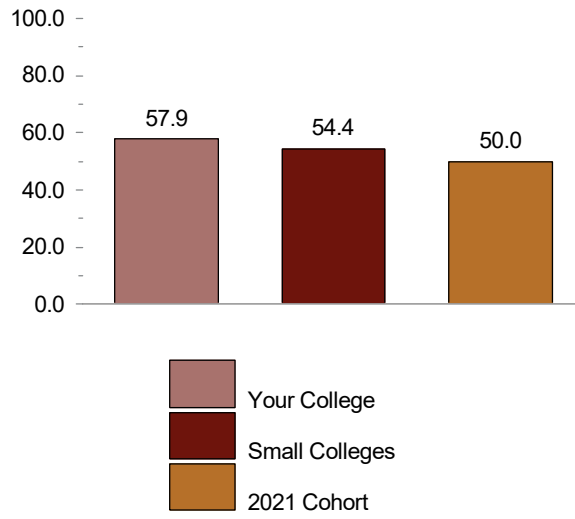
[Weighted]

High Expectations and Aspirations (HIEXPECT)

			Your College		Small Colleges		2021 Cohort	
Item	Variable	Responses	Count	Percent	Count	Percent	Count	Percent
Item 19: During the first three weeks of your first semester/quarter at this college, about how often did you do the following?								
19s. Skip class [HIEXPECT]	SKIPCL	Never	152	86.3	8,629	78.1	30,996	79.8
		Once	19	10.6	1,554	14.1	5,135	13.2
		Two or three times	4	2.1	684	6.2	2,191	5.6
		Four or more times	2	1.0	182	1.6	527	1.4
Total			176	100.0	11,049	100.0	38,850	100.0

* The comparison group and cohort columns on this page EXCLUDE your college.
Please see Table 1 for unweighted sample and population values of demographic items.

Survey of Entering Student Engagement
Wayne Community College (2021 Administration)
2021 Benchmark Bar Chart - Main Survey
Comparison Group: Small Colleges in the 2021 Cohort*
Entering Students Only
[Weighted]
Clear Academic Plan and Pathway (ACADPLAN)



* The comparison group and cohort bars on this page INCLUDE your college.

Survey of Entering Student Engagement - Wayne Community College (2021 Administration)

2021 Benchmark Means Report - Main Survey
 Comparison Group: Small Colleges in the 2021 Cohort*

Entering Students Only

[Weighted]

Clear Academic Plan and Pathway (ACADPLAN)

		Your College	Small Colleges		2021 Cohort	
Item	Variable	Mean	Mean	Effect Size**	Mean	Effect Size**
Item 18: Think about your experiences from the time of your decision to attend this college through the end of the first three weeks of your first semester/quarter.						
1 = Strongly disagree, 2 = Disagree, 3 = Neutral, 4 = Agree, 5 = Strongly agree						
18d. I was able to meet with an academic advisor at times convenient for me [ACADPLAN]	AACONTIM	4.10	4.02		3.88	
18e. An advisor helped me to select a course of study, program, or major [ACADPLAN]	AASELMAJ	4.12	3.96		3.85	
18f. An advisor helped me to set academic goals and to create a plan for achieving them [ACADPLAN]	ACADGOAL	3.80	3.56		3.47	0.29**
18g. An advisor helped me to identify the courses I needed to take during my first semester/quarter [ACADPLAN]	CRSADV	4.40	4.14	0.27**	4.02	0.37**
18h. A college staff member talked with me about my commitments outside of school (work, children, dependents, etc.) to help me figure out how many courses to take [ACADPLAN]	OSCOMM	3.15	3.15		2.99	

* The comparison group and cohort columns on this page EXCLUDE your college.

** T-test: 2-tailed

If a row contains less than 50 respondents, interpret the comparison results cautiously.

Survey of Entering Student Engagement - Wayne Community College (2021 Administration)
2021 Benchmark Frequency Distributions - Main Survey

Comparison Group: Small Colleges in the 2021 Cohort*

Entering Students Only

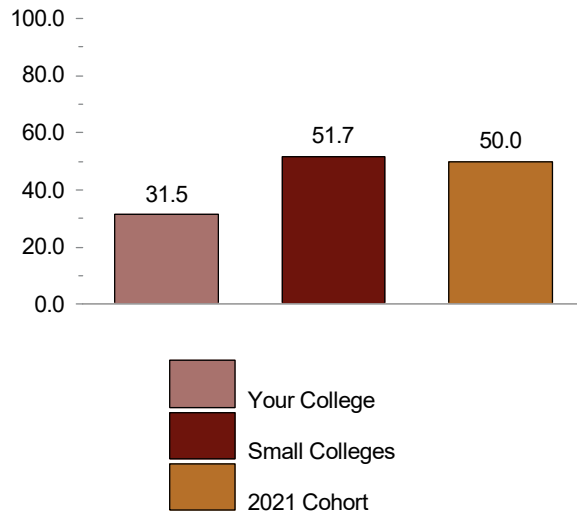
[Weighted]

Clear Academic Plan and Pathway (ACADPLAN)

Item	Variable	Responses	Your College		Small Colleges		2021 Cohort	
			Count	Percent	Count	Percent	Count	Percent
Item 18: Think about your experiences from the time of your decision to attend this college through the end of the first three weeks of your first semester/quarter.								
18d. I was able to meet with an academic advisor at times convenient for me [ACADPLAN]	AACONTIM	Strongly disagree	2	1.0	145	1.3	862	2.2
		Disagree	6	3.7	492	4.5	2,506	6.5
		Neutral	32	18.8	2,274	20.8	9,006	23.4
		Agree	65	37.4	4,146	37.9	14,185	36.8
		Strongly agree	67	39.1	3,887	35.5	11,953	31.0
		Total	173	100.0	10,944	100.0	38,511	100.0
18e. An advisor helped me to select a course of study, program, or major [ACADPLAN]	AASELMAJ	Strongly disagree	4	2.2	323	2.9	1,601	4.1
		Disagree	14	8.2	999	9.1	3,933	10.2
		Neutral	18	10.5	1,715	15.6	6,722	17.4
		Agree	59	33.9	3,697	33.6	12,923	33.4
		Strongly agree	78	45.2	4,258	38.7	13,499	34.9
		Total	173	100.0	10,992	100.0	38,677	100.0
18f. An advisor helped me to set academic goals and to create a plan for achieving them [ACADPLAN]	ACADGOAL	Strongly disagree	0	N/A	437	4.0	2,070	5.4
		Disagree	18	10.4	1,669	15.2	6,381	16.5
		Neutral	51	29.2	3,035	27.7	10,721	27.8
		Agree	53	30.7	2,967	27.0	10,218	26.5
		Strongly agree	51	29.7	2,864	26.1	9,210	23.9
		Total	173	100.0	10,971	100.0	38,601	100.0
18g. An advisor helped me to identify the courses I needed to take during my first semester/quarter [ACADPLAN]	CRSADV	Strongly disagree	0	N/A	211	1.9	1,244	3.2
		Disagree	3	1.5	599	5.5	2,615	6.8
		Neutral	15	8.6	1,261	11.5	5,270	13.6
		Agree	66	38.3	4,237	38.6	14,515	37.6
		Strongly agree	89	51.6	4,678	42.6	15,009	38.8
		Total	173	100.0	10,986	100.0	38,653	100.0
18h. A college staff member talked with me about my commitments outside of school (work, children, dependents, etc.) to help me figure out how many courses to take [ACADPLAN]	OSCOMM	Strongly disagree	17	10.1	960	8.7	4,342	11.2
		Disagree	43	24.6	2,733	24.9	10,854	28.1
		Neutral	43	24.6	2,994	27.3	10,172	26.3
		Agree	37	21.4	2,311	21.1	7,464	19.3
		Strongly agree	33	19.3	1,975	18.0	5,807	15.0
		Total	173	100.0	10,974	100.0	38,639	100.0

* The comparison group and cohort columns on this page EXCLUDE your college.
Please see Table 1 for unweighted sample and population values of demographic items.

Survey of Entering Student Engagement
Wayne Community College (2021 Administration)
2021 Benchmark Bar Chart - Main Survey
Comparison Group: Small Colleges in the 2021 Cohort*
Entering Students Only
[Weighted]
Effective Track to College Readiness (COLLREAD)



* The comparison group and cohort bars on this page INCLUDE your college.

Survey of Entering Student Engagement - Wayne Community College (2021 Administration)

2021 Benchmark Means Report - Main Survey
 Comparison Group: Small Colleges in the 2021 Cohort*

Entering Students Only

[Weighted]

Effective Track to College Readiness (COLLREAD)

		Your College	Small Colleges		2021 Cohort	
Item	Variable	Mean	Mean	Effect Size**	Mean	Effect Size**
Item 21: Think about your experiences from the time of your decision to attend this college through the end of the first three weeks of your first semester/quarter. Within a class, or through another experience at this college:						
1 = Strongly disagree, 2 = Disagree, 3 = Neutral, 4 = Agree, 5 = Strongly agree						
21a. I learned to improve my study skills (listening, note taking, highlighting readings, working with others, etc.) [COLLREAD]	LNDSTUDY	4.12	4.08		4.02	
21b. I learned to understand my academic strengths and weaknesses [COLLREAD]	LNDACAWK	4.13	4.03		3.99	
21c. I learned skills and strategies to improve my test-taking ability [COLLREAD]	LNSKILLS	3.70	3.71		3.67	
One or more items in this benchmark are not suited to means calculations. Please see the Frequency Distribution that follows for these items.						

* The comparison group and cohort columns on this page EXCLUDE your college.

** T-test: 2-tailed

If a row contains less than 50 respondents, interpret the comparison results cautiously.

Survey of Entering Student Engagement - Wayne Community College (2021 Administration)
2021 Benchmark Frequency Distributions - Main Survey

Comparison Group: Small Colleges in the 2021 Cohort*

Entering Students Only

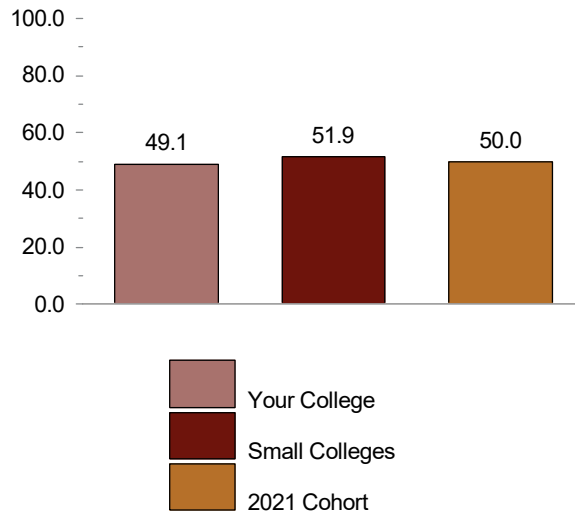
[Weighted]

Effective Track to College Readiness (COLLREAD)

Item	Variable	Responses	Your College		Small Colleges		2021 Cohort	
			Count	Percent	Count	Percent	Count	Percent
Item 12: Think about your experiences from the time of your decision to attend this college through the end of the first three weeks of your first semester/quarter.								
12a. Before I could register for classes, I was required to take a placement test (COMPASS, ASSET, ACCUPLACER, SAT, ACT, etc.) to assess my skills in reading, writing, and/or math [COLLREAD]	REQPTEST	Yes	26	15.3	7,111	65.9	22,009	58.1
		No	144	84.7	3,679	34.1	15,840	41.9
		Total	170	100.0	10,790	100.0	37,849	100.0
12b. I took a placement test (COMPASS, ASSET, ACCUPLACER, SAT, ACT, etc.) [COLLREAD]	TKPTEST	Yes	45	26.9	7,772	73.5	24,627	66.4
		No	123	73.1	2,808	26.5	12,459	33.6
		Total	168	100.0	10,580	100.0	37,086	100.0
Item 14								
14. This college required me to enroll in classes indicated by my placement test scores during my first semester/quarter [COLLREAD]	REQCLASS	Yes	25	14.5	5,340	54.3	16,532	50.2
		No	145	85.5	4,501	45.7	16,410	49.8
		Total	170	100.0	9,841	100.0	32,941	100.0
Item 21: Think about your experiences from the time of your decision to attend this college through the end of the first three weeks of your first semester/quarter. Within a class, or through another experience at this college:								
21a. I learned to improve my study skills (listening, note taking, highlighting readings, working with others, etc.) [COLLREAD]	LNDSTUDY	Strongly disagree	2	1.4	154	1.4	657	1.7
		Disagree	8	4.7	374	3.4	1,544	4.0
		Neutral	28	15.9	1,996	18.2	7,452	19.5
		Agree	64	36.8	4,386	40.1	15,305	40.1
		Strongly agree	72	41.1	4,029	36.8	13,191	34.6
		Total	175	100.0	10,939	100.0	38,149	100.0
21b. I learned to understand my academic strengths and weaknesses [COLLREAD]	LNDACAWK	Strongly disagree	2	1.0	144	1.3	523	1.4
		Disagree	7	3.7	339	3.1	1,441	3.8
		Neutral	26	14.8	2,207	20.2	8,008	21.0
		Agree	74	42.2	4,633	42.4	16,114	42.3
		Strongly agree	67	38.3	3,608	33.0	12,002	31.5
		Total	175	100.0	10,931	100.0	38,089	100.0
21c. I learned skills and strategies to improve my test-taking ability [COLLREAD]	LNDKLLS	Strongly disagree	3	2.0	292	2.7	1,105	2.9
		Disagree	20	11.4	991	9.1	3,665	9.6
		Neutral	54	30.9	3,271	29.9	11,540	30.3
		Agree	46	26.3	3,423	31.3	11,993	31.5
		Strongly agree	51	29.4	2,950	27.0	9,791	25.7
		Total	175	100.0	10,927	100.0	38,094	100.0

* The comparison group and cohort columns on this page EXCLUDE your college.
Please see Table 1 for unweighted sample and population values of demographic items.

Survey of Entering Student Engagement
Wayne Community College (2021 Administration)
2021 Benchmark Bar Chart - Main Survey
Comparison Group: Small Colleges in the 2021 Cohort*
Entering Students Only
[Weighted]
Engaged Learning (ENGAGLRN)



* The comparison group and cohort bars on this page INCLUDE your college.

Survey of Entering Student Engagement - Wayne Community College (2021 Administration)

2021 Benchmark Means Report - Main Survey
 Comparison Group: Small Colleges in the 2021 Cohort*

Entering Students Only

[Weighted]

Engaged Learning (ENGAGLRN)

		Your College	Small Colleges		2021 Cohort	
Item	Variable	Mean	Mean	Effect Size**	Mean	Effect Size**
Item 19: During the first three weeks of your first semester/quarter at this college, about how often did you do the following?						
1 = Never, 2 = Once, 3 = Two or three times, 4 = Four or more times						
19a. Ask questions in class or contribute to class discussions [ENGAGLRN]	ASKQUES	2.83	2.82		2.83	
19b. Prepare at least two drafts of a paper or assignment before turning it in [ENGAGLRN]	PREPDRFT	2.02	2.10		2.13	
19e. Participate in supplemental instruction (extra class sessions with an instructor, tutor, or experienced student) [ENGAGLRN]	SUPINSTR	1.39	1.54		1.53	
19g. Work with other students on a project or assignment during class [ENGAGLRN]	PINCLASS	2.01	2.34	-0.32**	2.28	-0.27**
19h. Work with classmates outside of class on class projects or assignments [ENGAGLRN]	PREPOUTC	1.31	1.69	-0.40**	1.56	-0.29**
19i. Participate in a required study group outside of class [ENGAGLRN]	GRPSTUDY	1.20	1.35		1.28	
19j. Participate in a student-initiated (not required) study group outside of class [ENGAGLRN]	NRGSTUDY	1.22	1.34		1.30	
19k. Use an electronic tool (e-mail, text messaging, Facebook, MySpace, class Web site, etc.) to communicate with another student about coursework [ENGAGLRN]	USEINTMG	2.04	2.26		2.19	
19l. Use an electronic tool (e-mail, text messaging, Facebook, MySpace, class Web site, etc.) to communicate with an instructor about coursework [ENGAGLRN]	MAILFAC	2.79	2.46	0.32**	2.44	0.34**
19m. Discuss an assignment or grade with an instructor [ENGAGLRN]	FACASSN	2.31	2.13		2.09	
19n. Ask for help from an instructor regarding questions or problems related to a class [ENGAGLRN]	CLASSREL	2.65	2.41	0.25**	2.37	0.30**
19o. Receive prompt written or oral feedback from instructors on your performance [ENGAGLRN]	FEEDBACK	2.78	2.46	0.31**	2.49	0.28**
19q. Discuss ideas from your readings or classes with instructors outside of class [ENGAGLRN]	FACIDOC	1.63	1.65		1.60	
Item 20.2: Think about your experiences from the time of your decision to attend this college through the end of the first three weeks of your first semester/quarter. How often did you use the following services?						
1 = Never, 2 = Once, 3 = Two or three times, 4 = Four or more times						
20.2d. Face-to-face tutoring [ENGAGLRN]	FFTUSE	1.16	1.28		1.27	
20.2f. Writing, math, or other skill lab [ENGAGLRN]	SKLABUSE	1.49	1.55		1.49	
20.2h. Computer lab [ENGAGLRN]	COMLBUSE	1.63	1.83		1.70	

* The comparison group and cohort columns on this page EXCLUDE your college.

** T-test: 2-tailed

If a row contains less than 50 respondents, interpret the comparison results cautiously.

Survey of Entering Student Engagement - Wayne Community College (2021 Administration)
2021 Benchmark Frequency Distributions - Main Survey

Comparison Group: Small Colleges in the 2021 Cohort*

Entering Students Only

[Weighted]

Engaged Learning (ENGAGLRN)

Item	Variable	Responses	Your College		Small Colleges		2021 Cohort	
			Count	Percent	Count	Percent	Count	Percent
Item 19: During the first three weeks of your first semester/quarter at this college, about how often did you do the following?								
19a. Ask questions in class or contribute to class discussions [ENGAGLRN]	ASKQUES	Never	18	10.2	1,034	9.3	3,641	9.3
		Once	25	14.1	2,473	22.2	8,835	22.6
		Two or three times	103	58.6	5,022	45.2	17,230	44.0
		Four or more times	30	17.2	2,586	23.3	9,429	24.1
		Total	176	100.0	11,115	100.0	39,135	100.0
19b. Prepare at least two drafts of a paper or assignment before turning it in [ENGAGLRN]	PREPDRFT	Never	56	32.3	3,521	31.9	11,961	30.8
		Once	66	37.6	3,698	33.5	12,916	33.3
		Two or three times	45	25.6	3,000	27.2	10,892	28.0
		Four or more times	8	4.4	805	7.3	3,063	7.9
		Total	175	100.0	11,024	100.0	38,832	100.0
19e. Participate in supplemental instruction (extra class sessions with an instructor, tutor, or experienced student) [ENGAGLRN]	SUPINSTR	Never	134	76.8	7,421	66.9	26,442	67.8
		Once	19	10.7	1,856	16.7	6,482	16.6
		Two or three times	17	9.6	1,268	11.4	4,263	10.9
		Four or more times	5	2.9	543	4.9	1,832	4.7
		Total	174	100.0	11,088	100.0	39,019	100.0
19g. Work with other students on a project or assignment during class [ENGAGLRN]	PINCLASS	Never	71	41.0	3,171	28.6	12,096	31.0
		Once	46	26.5	2,639	23.8	9,224	23.7
		Two or three times	41	23.5	3,589	32.4	12,309	31.6
		Four or more times	16	9.0	1,680	15.2	5,356	13.7
		Total	173	100.0	11,078	100.0	38,984	100.0
19h. Work with classmates outside of class on class projects or assignments [ENGAGLRN]	PREPOUTC	Never	146	82.9	6,577	59.6	25,638	66.0
		Once	12	6.6	2,063	18.7	6,601	17.0
		Two or three times	12	7.0	1,703	15.4	4,730	12.2
		Four or more times	6	3.5	701	6.3	1,895	4.9
		Total	176	100.0	11,044	100.0	38,863	100.0
19i. Participate in a required study group outside of class [ENGAGLRN]	GRPSTUDY	Never	156	88.7	8,796	79.4	32,382	83.1
		Once	9	5.2	1,082	9.8	3,375	8.7
		Two or three times	5	3.1	785	7.1	2,217	5.7
		Four or more times	5	3.0	414	3.7	1,008	2.6
		Total	176	100.0	11,077	100.0	38,982	100.0
19j. Participate in a student-initiated (not required) study group outside of class [ENGAGLRN]	NRGSTUDY	Never	151	87.2	8,737	79.3	31,705	81.8
		Once	12	6.8	1,157	10.5	3,749	9.7
		Two or three times	5	3.2	779	7.1	2,240	5.8
		Four or more times	5	2.8	343	3.1	1,083	2.8
		Total	173	100.0	11,016	100.0	38,778	100.0

* The comparison group and cohort columns on this page EXCLUDE your college.
Please see Table 1 for unweighted sample and population values of demographic items.

Survey of Entering Student Engagement - Wayne Community College (2021 Administration)
2021 Benchmark Frequency Distributions - Main Survey

Comparison Group: Small Colleges in the 2021 Cohort*

Entering Students Only

[Weighted]

Engaged Learning (ENGAGLRN)

Item	Variable	Responses	Your College		Small Colleges		2021 Cohort	
			Count	Percent	Count	Percent	Count	Percent
Item 19: During the first three weeks of your first semester/quarter at this college, about how often did you do the following?								
19k. Use an electronic tool (e-mail, text messaging, Facebook, MySpace, class Web site, etc.) to communicate with another student about coursework [ENGAGLRN]	USEINTMG	Never	81	45.7	4,025	36.2	15,426	39.6
		Once	34	19.1	2,346	21.1	8,072	20.7
		Two or three times	36	20.3	2,534	22.8	8,287	21.3
		Four or more times	26	14.9	2,199	19.8	7,212	18.5
		Total	176	100.0	11,105	100.0	38,997	100.0
19l. Use an electronic tool (e-mail, text messaging, Facebook, MySpace, class Web site, etc.) to communicate with an instructor about coursework [ENGAGLRN]	MAILFAC	Never	32	18.1	2,722	24.7	9,956	25.7
		Once	26	14.9	2,696	24.5	9,297	24.0
		Two or three times	64	36.5	3,440	31.2	11,949	30.8
		Four or more times	53	30.5	2,164	19.6	7,577	19.5
		Total	174	100.0	11,022	100.0	38,780	100.0
19m. Discuss an assignment or grade with an instructor [ENGAGLRN]	FACASSN	Never	46	26.1	3,502	31.6	12,924	33.2
		Once	49	27.9	3,573	32.3	12,683	32.6
		Two or three times	61	34.6	3,007	27.1	10,133	26.0
		Four or more times	20	11.4	995	9.0	3,178	8.2
		Total	175	100.0	11,075	100.0	38,917	100.0
19n. Ask for help from an instructor regarding questions or problems related to a class [ENGAGLRN]	CLASSREL	Never	30	17.4	2,435	22.0	9,026	23.2
		Once	41	23.6	3,240	29.3	11,639	29.9
		Two or three times	62	35.3	3,816	34.5	13,150	33.8
		Four or more times	41	23.7	1,572	14.2	5,064	13.0
		Total	175	100.0	11,062	100.0	38,878	100.0
19o. Receive prompt written or oral feedback from instructors on your performance [ENGAGLRN]	FEEDBACK	Never	22	12.4	2,548	23.1	8,688	22.4
		Once	41	23.2	2,895	26.2	9,938	25.6
		Two or three times	68	38.8	3,578	32.4	12,825	33.0
		Four or more times	45	25.6	2,021	18.3	7,406	19.1
		Total	176	100.0	11,043	100.0	38,858	100.0
19q. Discuss ideas from your readings or classes with instructors outside of class [ENGAGLRN]	FACIDOC	Never	109	62.2	6,764	61.1	24,789	63.8
		Once	35	20.1	2,157	19.5	7,003	18.0
		Two or three times	17	9.7	1,425	12.9	4,717	12.1
		Four or more times	14	8.0	717	6.5	2,338	6.0
		Total	176	100.0	11,063	100.0	38,846	100.0
Item 20.2: Think about your experiences from the time of your decision to attend this college through the end of the first three weeks of your first semester/quarter. How often did you use the following services?								
20.2d. Face-to-face tutoring [ENGAGLRN]	FFTUSE	Never	154	91.2	8,439	82.9	29,042	83.8
		Once	7	3.9	936	9.2	2,901	8.4
		Two or three times	4	2.6	478	4.7	1,639	4.7
		Four or more times	4	2.4	327	3.2	1,061	3.1
		Total	169	100.0	10,180	100.0	34,644	100.0

* The comparison group and cohort columns on this page EXCLUDE your college.
Please see Table 1 for unweighted sample and population values of demographic items.

Survey of Entering Student Engagement - Wayne Community College (2021 Administration)
2021 Benchmark Frequency Distributions - Main Survey

Comparison Group: Small Colleges in the 2021 Cohort*

Entering Students Only

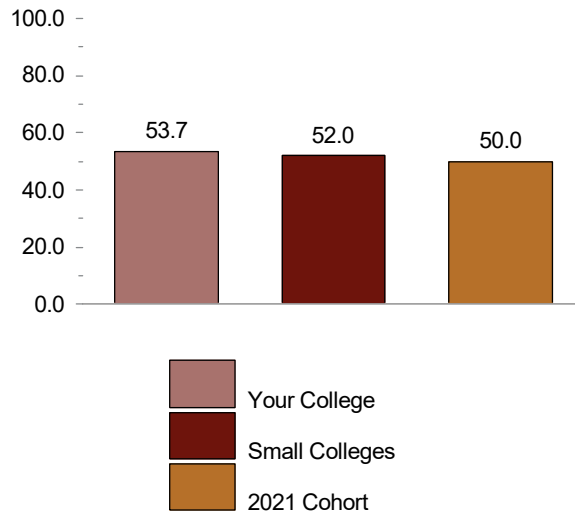
[Weighted]

Engaged Learning (ENGAGLRN)

			Your College		Small Colleges		2021 Cohort	
Item	Variable	Responses	Count	Percent	Count	Percent	Count	Percent
Item 20.2: Think about your experiences from the time of your decision to attend this college through the end of the first three weeks of your first semester/quarter. How often did you use the following services?								
20.2f. Writing, math, or other skill lab [ENGAGLRN]	SKLABUSE	Never	129	76.1	6,977	71.6	24,128	73.8
		Once	12	7.2	1,036	10.6	3,541	10.8
		Two or three times	15	8.7	843	8.7	2,620	8.0
		Four or more times	14	8.0	883	9.1	2,399	7.3
		Total	170	100.0	9,738	100.0	32,687	100.0
20.2h. Computer lab [ENGAGLRN]	COMLBUSE	Never	110	64.8	5,793	57.6	21,169	63.0
		Once	23	13.6	1,538	15.3	4,832	14.4
		Two or three times	27	15.7	1,365	13.6	4,026	12.0
		Four or more times	10	5.9	1,362	13.5	3,586	10.7
		Total	170	100.0	10,057	100.0	33,613	100.0

* The comparison group and cohort columns on this page EXCLUDE your college.
Please see Table 1 for unweighted sample and population values of demographic items.

Survey of Entering Student Engagement
Wayne Community College (2021 Administration)
2021 Benchmark Bar Chart - Main Survey
Comparison Group: Small Colleges in the 2021 Cohort*
Entering Students Only
[Weighted]
Academic and Social Support (ACSOCSUP)



* The comparison group and cohort bars on this page INCLUDE your college.

Survey of Entering Student Engagement - Wayne Community College (2021 Administration)

2021 Benchmark Means Report - Main Survey
 Comparison Group: Small Colleges in the 2021 Cohort*
 Entering Students Only
 [Weighted]
 Academic and Social Support (ACSOCSUP)

		Your College	Small Colleges		2021 Cohort	
Item	Variable	Mean	Mean	Effect Size**	Mean	Effect Size**
Item 18: Think about your experiences from the time of your decision to attend this college through the end of the first three weeks of your first semester/quarter.						
1 = Strongly disagree, 2 = Disagree, 3 = Neutral, 4 = Agree, 5 = Strongly agree						
18l. All instructors clearly explained academic and student support services available at this college [ACSOCSUP]	RESOURCE	4.12	4.02		3.96	
18m. All instructors clearly explained course grading policies [ACSOCSUP]	GRADEPOL	4.37	4.30		4.28	
18n. All instructors clearly explained course syllabi (syllabuses) [ACSOCSUP]	SYLLABI	4.45	4.37		4.36	
18o. I knew how to get in touch with my instructors outside of class [ACSOCSUP]	FACMEET	4.44	4.33		4.33	
18q. At least one other student whom I didn't previously know learned my name [ACSOCSUP]	OSTUDNAM	3.82	4.07		3.93	
18r. At least one instructor learned my name [ACSOCSUP]	FACNAM	4.54	4.31	0.27**	4.23	0.36**
18s. I learned the name of at least one other student in most of my classes [ACSOCSUP]	STUNAM	4.10	4.25		4.13	

* The comparison group and cohort columns on this page EXCLUDE your college.

** T-test: 2-tailed

If a row contains less than 50 respondents, interpret the comparison results cautiously.

Survey of Entering Student Engagement - Wayne Community College (2021 Administration)
2021 Benchmark Frequency Distributions - Main Survey

Comparison Group: Small Colleges in the 2021 Cohort*

Entering Students Only

[Weighted]

Academic and Social Support (ACSOCSUP)

Item	Variable	Responses	Your College		Small Colleges		2021 Cohort	
			Count	Percent	Count	Percent	Count	Percent
Item 18: Think about your experiences from the time of your decision to attend this college through the end of the first three weeks of your first semester/quarter.								
18l. All instructors clearly explained academic and student support services available at this college [ACSOCSUP]	RESOURCE	Strongly disagree	3	1.8	139	1.3	566	1.5
		Disagree	7	3.9	647	5.9	2,518	6.5
		Neutral	17	10.1	1,948	17.8	7,210	18.7
		Agree	85	49.0	4,395	40.1	15,754	40.9
		Strongly agree	61	35.2	3,829	34.9	12,514	32.5
		Total	173	100.0	10,958	100.0	38,563	100.0
18m. All instructors clearly explained course grading policies [ACSOCSUP]	GRADEPOL	Strongly disagree	0	N/A	46	0.4	240	0.6
		Disagree	2	1.0	255	2.3	936	2.4
		Neutral	17	9.6	1,039	9.5	3,750	9.7
		Agree	71	41.1	4,639	42.3	16,510	42.8
		Strongly agree	83	48.2	4,985	45.5	17,180	44.5
		Total	173	100.0	10,963	100.0	38,616	100.0
18n. All instructors clearly explained course syllabi (syllabuses) [ACSOCSUP]	SYLLABI	Strongly disagree	0	N/A	52	0.5	191	0.5
		Disagree	2	1.4	201	1.8	735	1.9
		Neutral	9	5.2	852	7.8	3,083	8.0
		Agree	71	40.7	4,355	39.8	15,506	40.2
		Strongly agree	91	52.7	5,474	50.1	19,010	49.3
		Total	173	100.0	10,934	100.0	38,526	100.0
18o. I knew how to get in touch with my instructors outside of class [ACSOCSUP]	FACMEET	Strongly disagree	2	1.0	78	0.7	262	0.7
		Disagree	1	0.4	225	2.0	784	2.0
		Neutral	10	5.9	963	8.8	3,358	8.7
		Agree	67	38.9	4,447	40.5	15,899	41.1
		Strongly agree	93	53.8	5,266	48.0	18,335	47.5
		Total	173	100.0	10,979	100.0	38,638	100.0
18q. At least one other student whom I didn't previously know learned my name [ACSOCSUP]	OSTUDNAM	Strongly disagree	13	7.6	374	3.4	1,695	4.4
		Disagree	20	11.5	743	6.8	3,217	8.3
		Neutral	21	12.4	1,441	13.1	5,743	14.9
		Agree	49	28.1	3,660	33.3	13,393	34.6
		Strongly agree	70	40.5	4,777	43.4	14,614	37.8
		Total	173	100.0	10,996	100.0	38,662	100.0
18r. At least one instructor learned my name [ACSOCSUP]	FACNAM	Strongly disagree	0	N/A	178	1.6	697	1.8
		Disagree	0	N/A	314	2.9	1,396	3.6
		Neutral	5	3.2	941	8.6	4,042	10.5
		Agree	68	39.5	3,964	36.3	14,713	38.3
		Strongly agree	99	57.4	5,524	50.6	17,598	45.8
		Total	173	100.0	10,921	100.0	38,448	100.0

* The comparison group and cohort columns on this page EXCLUDE your college.
Please see Table 1 for unweighted sample and population values of demographic items.

Survey of Entering Student Engagement - Wayne Community College (2021 Administration)
2021 Benchmark Frequency Distributions - Main Survey

Comparison Group: Small Colleges in the 2021 Cohort*

Entering Students Only

[Weighted]

Academic and Social Support (ACSOC SUP)

			Your College		Small Colleges		2021 Cohort	
Item	Variable	Responses	Count	Percent	Count	Percent	Count	Percent
Item 18: Think about your experiences from the time of your decision to attend this college through the end of the first three weeks of your first semester/quarter.								
18s. I learned the name of at least one other student in most of my classes [ACSOC SUP]	STUNAM	Strongly disagree	11	6.2	213	1.9	1,044	2.7
		Disagree	7	4.3	491	4.5	2,290	5.9
		Neutral	16	9.5	1,047	9.5	4,125	10.7
		Agree	58	33.5	3,880	35.3	14,275	36.9
		Strongly agree	81	46.5	5,375	48.8	16,932	43.8
		Total	173	100.0	11,006	100.0	38,666	100.0

* The comparison group and cohort columns on this page EXCLUDE your college.
Please see Table 1 for unweighted sample and population values of demographic items.